

1 Plan GF
1:100

2 Plan Mezzanine
1:100

PRIVATE & CONFIDENTIAL

DESIGN INTENT ONLY
NOT FOR CONSTRUCTION

salvatore fabio

copyright@salvatorefabio.it

General Notes:

- It is the contractors responsibility to ensure that design principles, calculations, drawings and final construction must conform to the current building regulations, the cdm regulations, the relevant british or european codes of practice as appropriate.
- Contractor must verify all site dimensions, drawings, details and specifications and report any discrepancies to client and/or designer before proceeding with any work
- All requested drawings showing fixings and construction details are required to be approved by client and/or designer prior to commencement of work
- All specified items are to be installed in accordance with the manufacturers recommendations
- Any dimensions are to be taken from the setting out plan only and are not to be scaled from the the drawings
- The contractor is to check and appraise all design shop fitting and construction details and offer alternatives to client and/or designer for approval
- This drawing is to be read in conjunction with the other relevant, specification clauses, existing and consultants drawings (if applicable)
- Dimensions indicated are for design intent and pricing purposes only. All discrepancies to discussed/agreed with designer prior to construction

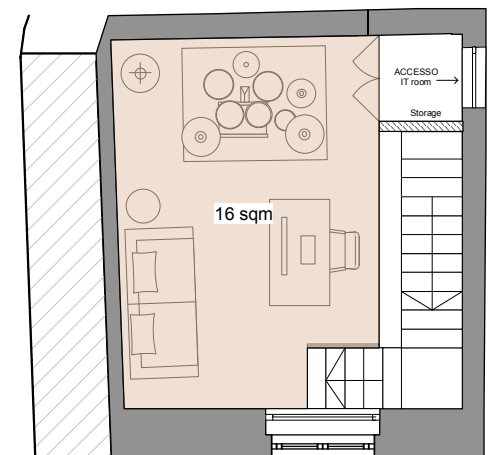
Client:
D'angelone - Marino
PROJECT:
Piazza Pergolesi 7

DRAWING NAME:
General Arrangement

SCALE: 1:100@ A3	DATE: 03.10.2023	DRG BY: SFL
DRAWING NO.:		REV: A



1 Plan GF
1:100



2 Plan Mezzanine
1:100

PRIVATE & CONFIDENTIAL

N.B. CALCULATIONS ARE APPROXIMATE

DESIGN INTENT ONLY
NOT FOR CONSTRUCTION

salvatore fabio

copyright@salvatorefabio.it

General Notes:

- It is the contractor's responsibility to ensure that design principles, calculations, drawings and final construction must conform to the current building regulations, the CDM regulations, the relevant British or European codes of practice as appropriate.
- Contractor must verify all site dimensions, drawings, details and specifications and report any discrepancies to client and/or designer before proceeding with any work. All requested drawings showing fixings and construction details are required to be approved by client and/or designer prior to commencement of work.
- All specified items are to be installed in accordance with the manufacturer's recommendations.
- Any dimensions are to be taken from the setting out plan only and are not to be scaled from the drawings.
- The contractor is to check and appraise all design shop fitting and construction details and offer alternatives to client and/or designer for approval.
- This drawing is to be read in conjunction with the other relevant, specification clauses, existing and consultant drawings (if applicable).
- Dimensions indicated are for design intent and pricing purposes only. All discrepancies to be discussed/agreed with designer prior to construction.

Client:
D'angelone - Marino

PROJECT:
Piazza Pergolesi 7

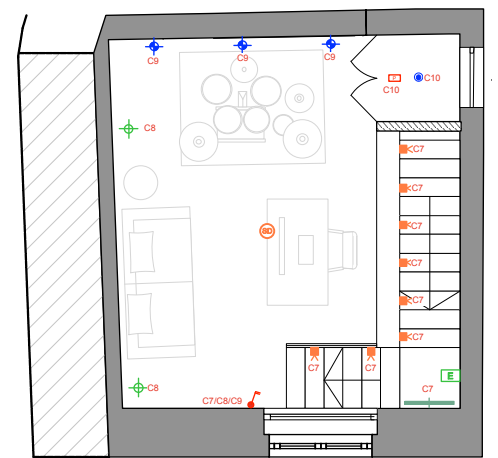
DRAWING NAME:
General Arrangement
Floor finishes approximate sqm calculation

SCALE: 1:100 @ A3	DATE: 03.10.2023	DRG BY: SFL
----------------------	---------------------	----------------

DRAWING NO.:	REV: A
--------------	-----------



1 Plan GF
1:100



2 Plan Mezzanine
1:100

	FARETTO LED DA INCASSO MULTIDIREZIONALE PROTEZIONE IP/FIRE (dove necessario) 2700K luce bianca calda Attacco GU10		LUCE DA MURO PER ESTERNO TYPE 1
	FARETTO LED DA INCASSO UTILIZZATO COME SPOT		LUCE DA MURO PER ESTERNO TYPE 2
	LUCE DA MURO		LUCE DA MURO PER ESTERNO TYPE 3
	LUCE DA MURO (ARTWORK)		LAMPADARIO DA ESTERNO
	SPOT LED DA MOBILE		LUCE FIORIERA PER USO ESTERNO
	LUCE DA TERRA	C1/C2	CIRCUITO
	SPOT DA TETTO CILINDRICO	C1E/C2E	CIRCUITO ESTERNO
	STRISCIA LED (INCASSATA) DIMMABILE		INTERRUTTORE SINGOLO O MULTIPLO
	LAMPADARIO		LUCE EMERGENZA A SOFFITTO
	FARETTO DA INCASSO SCALE (Interno e Esterno)		LUCE EMERGENZA DA MURO
	FARETTO INCASSO DA TERRA (PROTEZIONE IP PER SE UTILIZZATO PER USO ESTERNO)		AIRCONTROL DETECTOR
	FARETTO LED MULTIDIREZIONALE DA ESTERNO		RILEVATORE FUMO
			FOTOCELLULA (FACOLTATIVA)
			INTERRUTTORE INCASSATO IN MOBILE

DESIGN INTENT ONLY
NOT FOR CONSTRUCTION

salvatore fabio

General Notes:

- It is the contractors responsibility to ensure that design principles, calculations, drawings and final construction must conform to the current building regulations, the cdm regulations, the relevant british or european codes of practice as appropriate.
- Contractor must verify all site dimensions, drawings, details and specifications and report any discrepancies to client and/or designer before proceeding with any work. All requested drawings showing fixings and construction details are required to be approved by client and/or designer prior to commencement of work.
- All specified items are to be installed in accordance with the manufacturers recommendations.
- Any dimensions are to be taken from the setting out plan only and are not to be scaled from the drawings.
- The contractor is to check and appraise all design shop fitting and construction details and offer alternatives to client and/or designer for approval.
- This drawing is to be read in conjunction with the other relevant, specification clauses, existing and consultants drawings (if applicable).
- Dimensions indicated are for design intent and pricing purposes only. All discrepancies to be discussed/agreed with designer prior to construction.

PRIVATE & CONFIDENTIAL

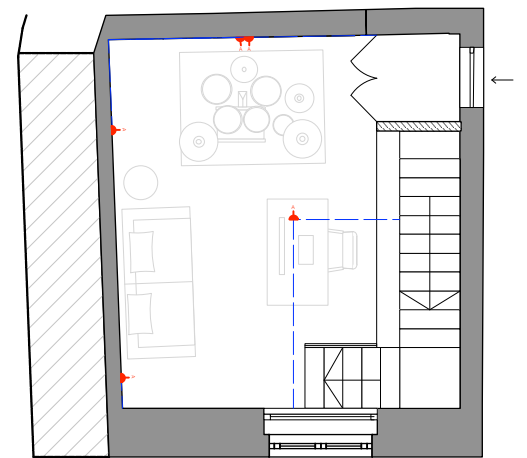
Client: D'angelone - Marino

PROJECT: Piazza Pergolesi 7

DRAWING NAME: Lighting plan

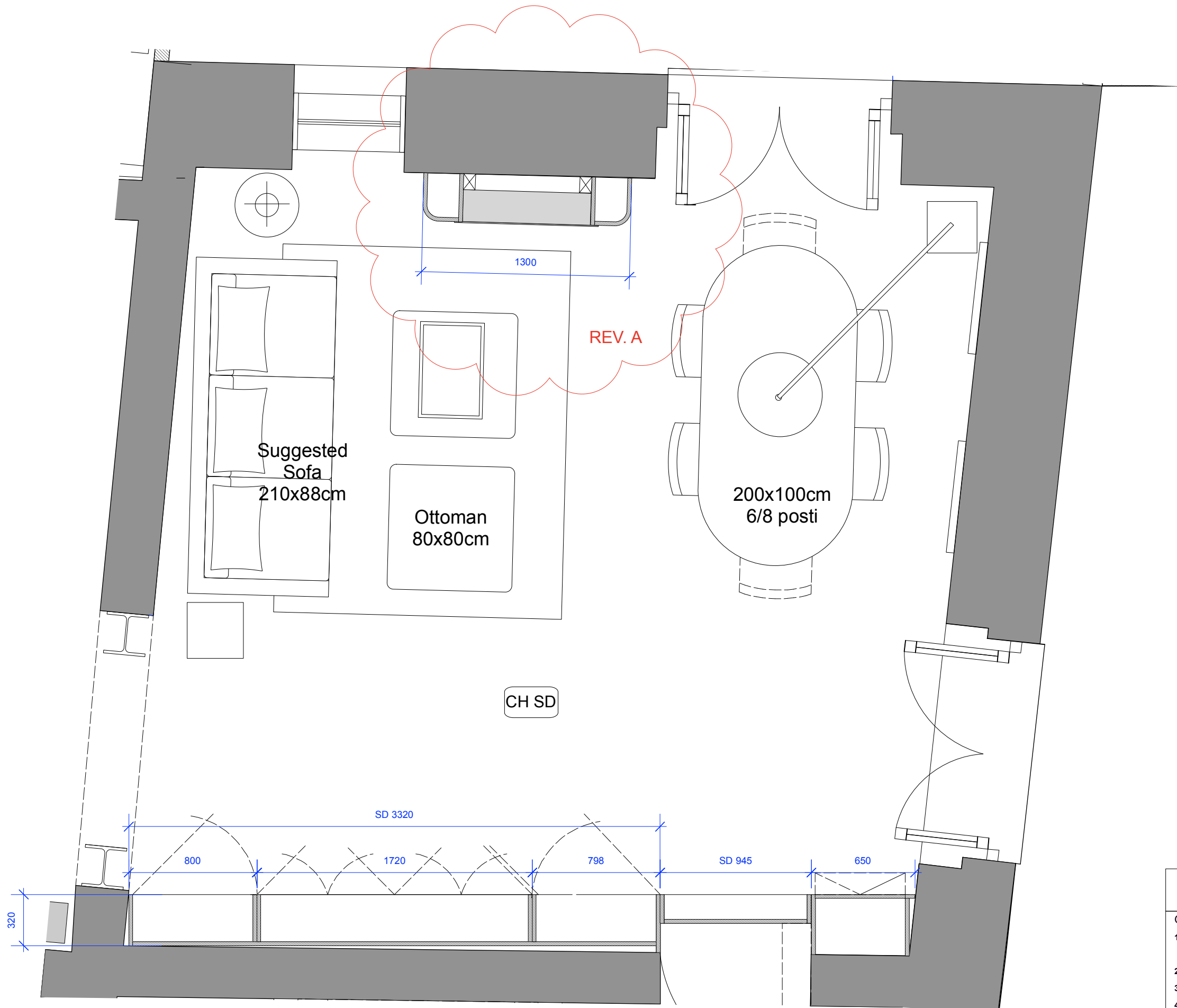
SCALE: 1:100 @ A3 DATE: 03.10.2023 DRG BY: SFL

DRAWING NO: REV: A



A	PRESA DOPPIA BIPASSO 10/16A		INTERUTTORI DI ISOLAMENTO PER PRESE NON ACCESSIBILI
B	PRESA SINGOLA BIPASSO 10/16A		Alimentazione per Luce LED
C	PRESA SINGOLA BIPASSO 10/16A CON USB		
D	PRESA DOPPIA BIPASSO 10/16A CON USB		
E	PRESA SCHUKO (Con interruttore di isolamento dove la presa è accessibile)		
F	PRESA SINGOLA TIPO C 10A		
G	PRESA SINGOLA PER ESTERNO PROTEZIONE IP		

DESIGN INTENT ONLY NOT FOR CONSTRUCTION		salvatore fabio <small>copyright@salvatorfabio Ltd</small>	
General Notes:		Client: D'angelone - Marino	
1. It is the contractors responsibility to ensure that design principles, calculations, drawings and final construction must conform to the current building regulations, the cdm regulations, the relevant british or european codes of practice as appropriate.		PROJECT: Piazza Pergolesi 7	
2. Contractor must verify all site dimensions, drawings, details and specifications and report any discrepancies to client and/or designer before proceeding with any work		DRAWING NAME: Small power plan	
3. All requested drawings showing fixings and construction details are required to be approved by client and/or designer prior to commencement of work		SCALE: 1:100 @ A3	
4. All specified items are to be installed in accordance with the manufacturers recommendations		DATE: 03.10.2023	
5. Any dimensions are to be taken from the setting out plan only and are not to be scaled from the the drawings		DRG BY: SFL	
6. The contractor is to check and appraise all design shop fitting and construction details and offer alternatives to client and/or designer for approval		DRAWING NO:	
7. This drawing is to be read in conjunction with the other relevant, specification clauses,existing and consultants drawings (if applicable)		REV: A	
8. Dimensions indicated are for design intent and pricing purposes only. All discrepancies to discussed/agreed with designer prior to construction			



PRIVATE & CONFIDENTIAL

salvatore fabio

copyright@salvatorfabio Ltd

Client:
D'angelone - Marino

PROJECT:
Piazza Pergolesi 7

DRAWING NAME:
GA
Living room 1- Dining room

SCALE: 1:25@ A3	DATE: 03.10.2023	DRG BY: SFL
--------------------	---------------------	----------------

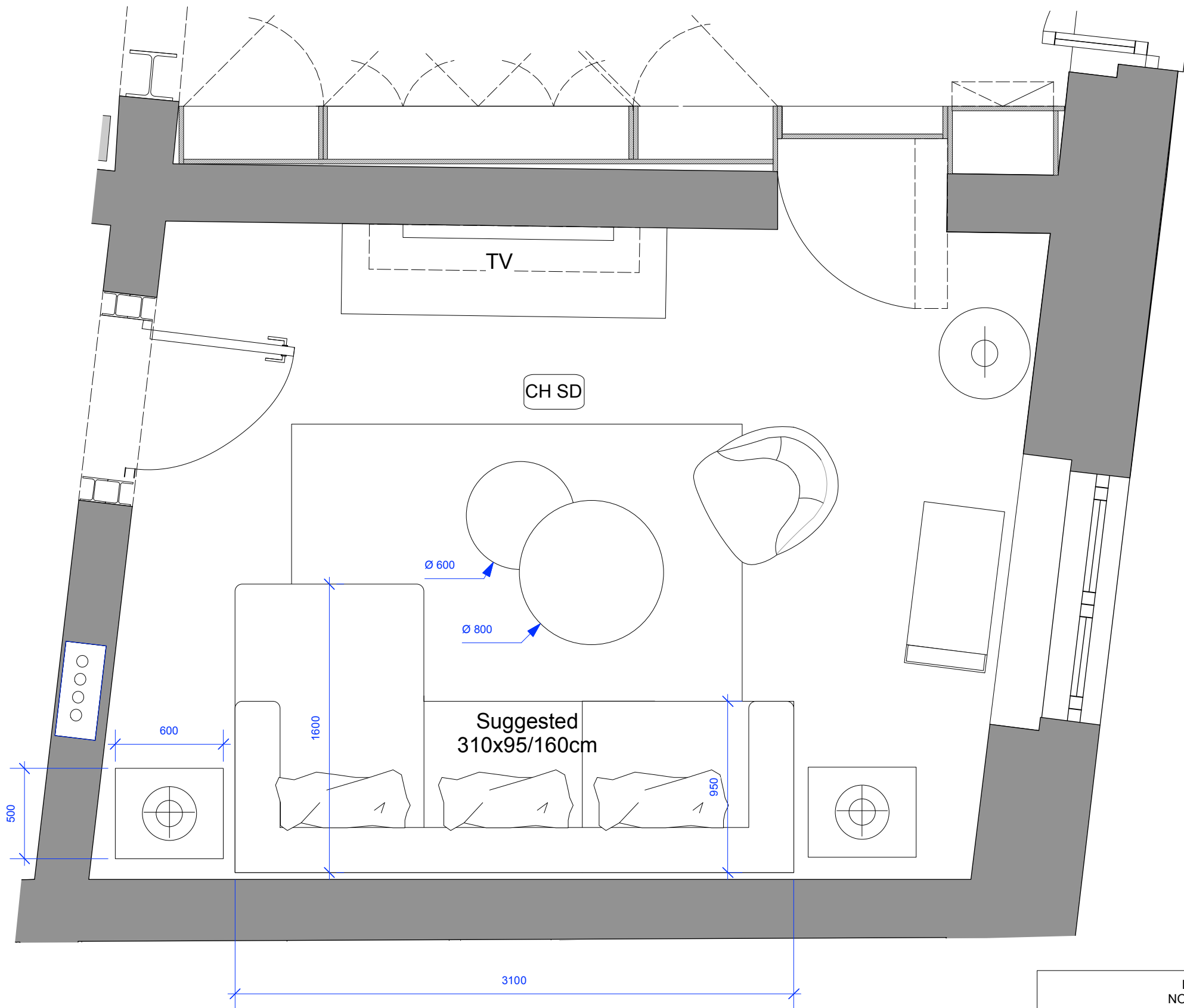
DRAWING NO.:	REV: A
--------------	-----------

DESIGN INTENT ONLY
NOT FOR CONSTRUCTION

General Notes:

1. It is the contractors responsibility to ensure that design principles, calculations, drawings and final construction must conform to the current building regulations, the cdm regulations, the relevent british or european codes of practice as appropriate.
2. Contractor must verify all site dimensions, drawings, details and specifications and report any discrepancies to client and/or designer before proceeding with any work
3. All requested drawings showing fixings and construction details are required to be approved by client and/or designer prior to commencement of work
4. All specified items are to be installed in accordance with the manufacturers recommendations
5. Any dimensions are to be taken from the setting out plan only and are not to be scaled from the the drawings
6. The contractor is to check and appraise all design shop fitting and construction details and offer alternatives to client and/or designer for approval
7. This drawing is to be read in conjunction with the other relevant, specification clauses,existing and consultants drawings (if applicable)
8. Dimensions indicated are for design intent and pricing purposes only. All discrepancies to discussed/agreed with designer prior to construction

1 Plan
1:25



1 Plan 1:25

DESIGN INTENT ONLY
NOT FOR CONSTRUCTION

salvatore fabio |
copyright@salvatorfabio Ltd

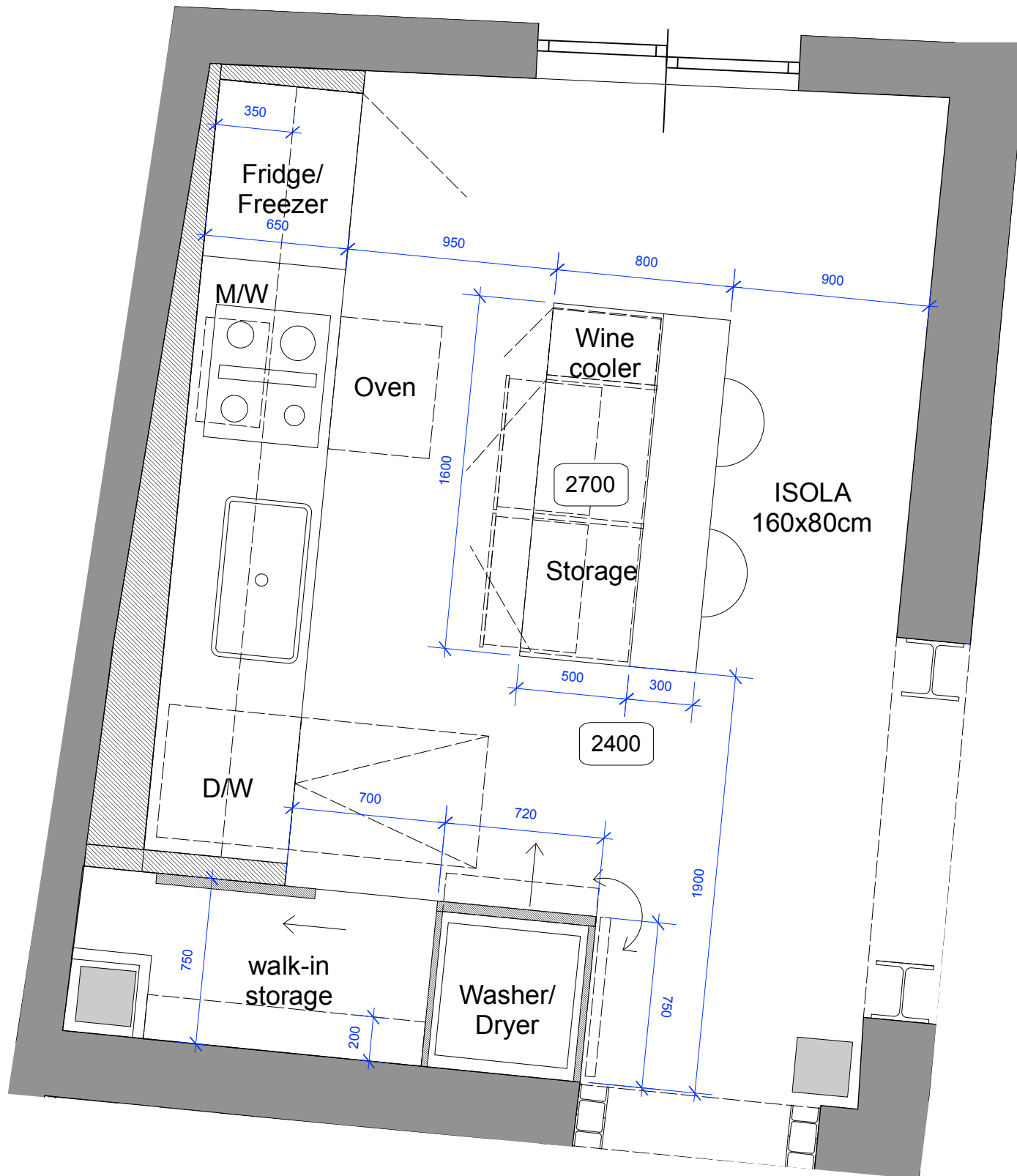
General Notes:

1. It is the contractors responsibility to ensure that design principles, calculations, drawings and final construction must conform to the current building regulations, the cdm regulations, the relevent british or european codes of practice as appropriate.
2. Contractor must verify all site dimensions, drawings, details and specifications and report any discrepancies to client and/or designer before proceeding with any work
3. All requested drawings showing fixings and construction details are required to be approved by client and/or designer prior to commencement of work
4. All specified items are to be installed in accordance with the manufacturers recommendations
5. Any dimensions are to be taken from the setting out plan only and are not to be scaled from the the drawings
6. The contractor is to check and appraise all design shop fitting and construction details and offer alternatives to client and/or designer for approval
7. This drawing is to be read in conjunction with the other relevant, specification clauses, existing and consultants drawings (if applicable)
8. Dimensions indicated are for design intent and pricing purposes only. All discrepancies to discussed/agreed with designer prior to construction

Client:
D'angelone - Marino
PROJECT:
Piazza Pergolesi 7

DRAWING NAME:
GA
Living room 2

SCALE: 1:25@ A3	DATE: 03.10.2023	DRG BY: SFL
DRAWING NO.:		REV: A



1 Plan
1:25

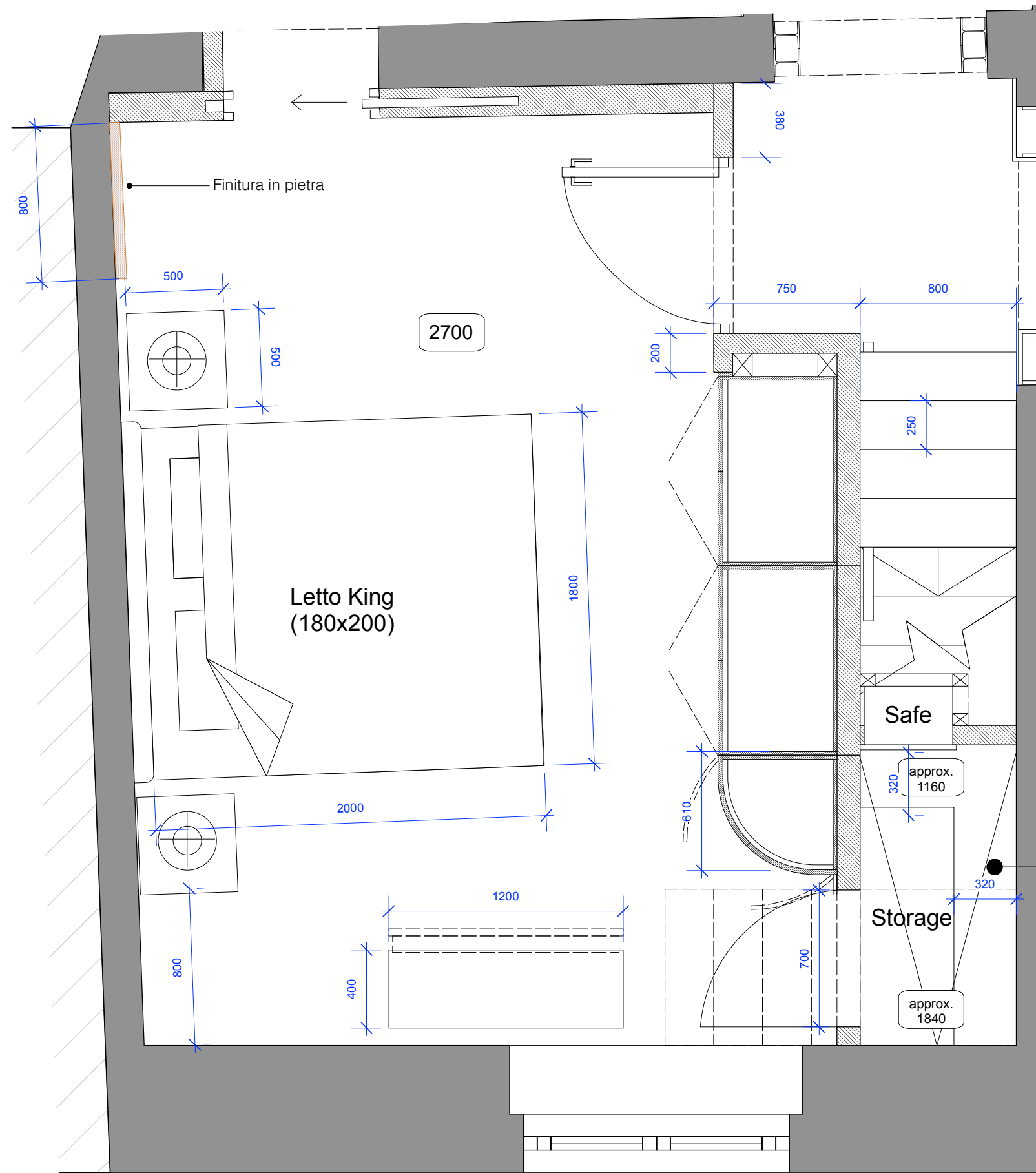
PRIVATE & CONFIDENTIAL

DESIGN INTENT ONLY
NOT FOR CONSTRUCTION

salvatore fabio

- General Notes:**
- It is the contractor's responsibility to ensure that design principles, calculations, drawings and final construction must conform to the current building regulations, the cdn regulations, the relevant British or European codes of practice as appropriate.
 - Contractor must verify all site dimensions, drawings, details and specifications and report any discrepancies to client and/or designer before proceeding with any work.
 - All requested drawings showing fixings and construction details are required to be approved by client and/or designer prior to commencement of work.
 - All specified items are to be installed in accordance with the manufacturer's recommendations.
 - Any dimensions are to be taken from the setting out plan only and are not to be scaled from the drawings.
 - The contractor is to check and appraise all design shop fitting and construction details and offer alternatives to client and/or designer for approval.
 - This drawing is to be read in conjunction with the other relevant, specification clauses, existing and consultant drawings (if applicable).
 - Dimensions indicated are for design intent and pricing purposes only. All discrepancies to be discussed/agreed with designer prior to construction.

Client: D'angelone - Marino		
PROJECT: Piazza Pergolesi 7		
DRAWING NAME: GA Kitchen		
SCALE: 1:25@ A3	DATE: 03.10.2023	DRG BY: SFL
DRAWING NO.:		REV: A



PRIVATE & CONFIDENTIAL

salvatore fabio

copyright@salvatorfabio Ltd

Client: D'angelone - Marino

PROJECT: Piazza Pergolesi 7

DRAWING NAME: GA Master Bedroom		
SCALE: 1:25@ A3	DATE: 03.10.2023	DRG BY: SFL
DRAWING NO:		REV: A

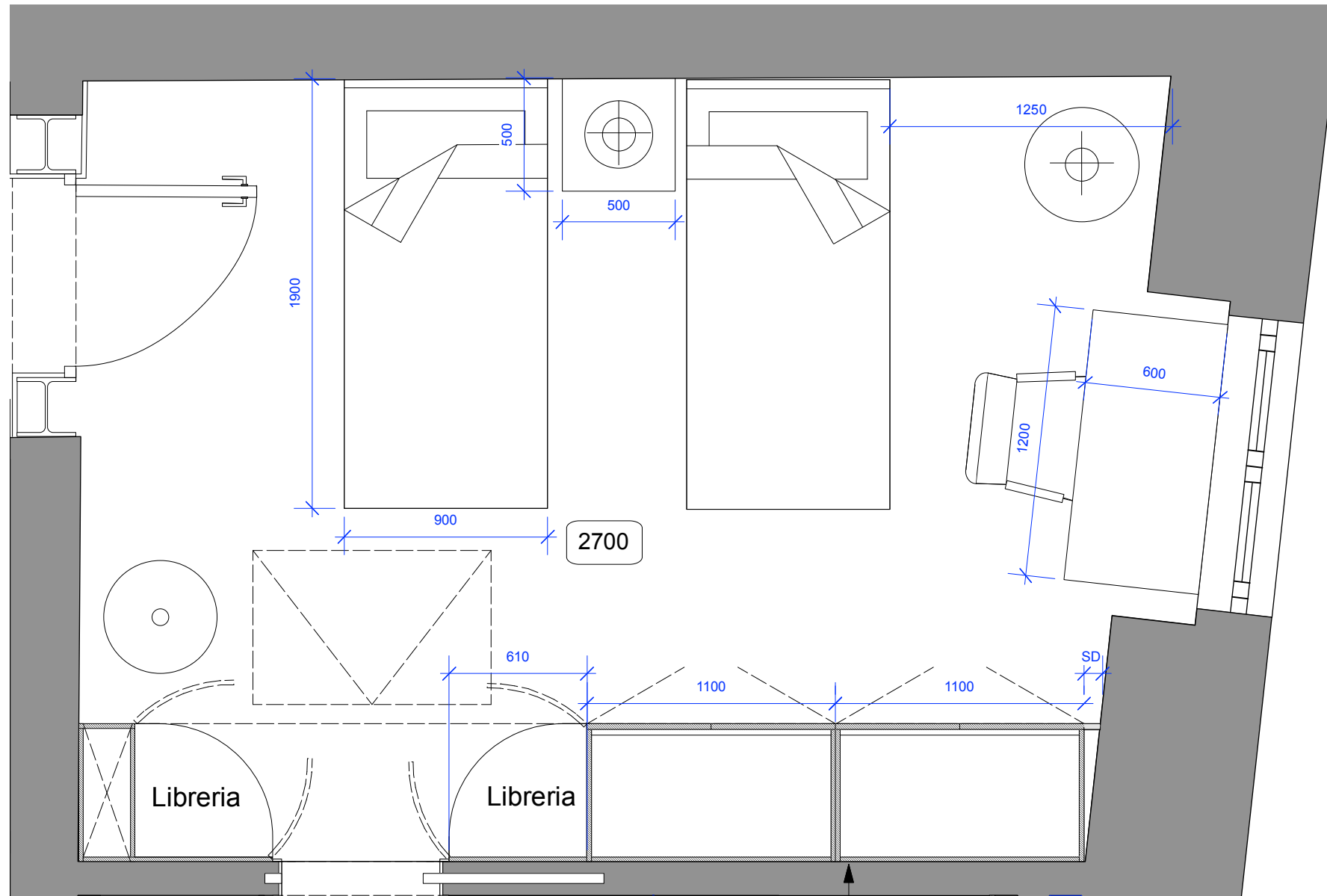
N.B - E' necessaria la conferma da parte dell'Ingegnere strutturale & Architetto in riguardo le caratteristiche della scala incluso il numero di gradini necessario, tipologia di rampa e l'altezza libera disponibile dentro lo storage scarpe

DESIGN INTENT ONLY
NOT FOR CONSTRUCTION

General Notes:

1. It is the contractors responsibility to ensure that design principles, calculations, drawings and final construction must conform to the current building regulations, the cdm regulations, the relevent british or european codes of practice as appropriate.
2. Contractor must verify all site dimensions, drawings, details and specifications and report any discrepancies to client and/or designer before proceeding with any work
3. All requested drawings showing fixings and construction details are required to be approved by client and/or designer prior to commencement of work
4. All specified items are to be installed in accordance with the manufacturers recommendations
5. Any dimensions are to be taken from the setting out plan only and are not to be scaled from the the drawings
6. The contractor is to check and appraise all design shop fitting and construction details and offer alternatives to client and/or designer for approval
7. This drawing is to be read in conjunction with the other relevant, specification clauses,existing and consultants drawings (if applicable)
8. Dimensions indicated are for design intent and pricing purposes only. All discrepancies to discussed/agreed with designer prior to construction

1 Plan
1:25



1 Plan
1:25

POSIZIONE BOTOLA
PER ACCESSO
STORAGE DA
CONFERMARE

PRIVATE & CONFIDENTIAL

salvatore fabio

copyright@salvatorfabio Ltd

Client:
D'angelone - Marino

PROJECT:
Piazza Pergolesi 7

DRAWING NAME:
GA
Kids Bedroom

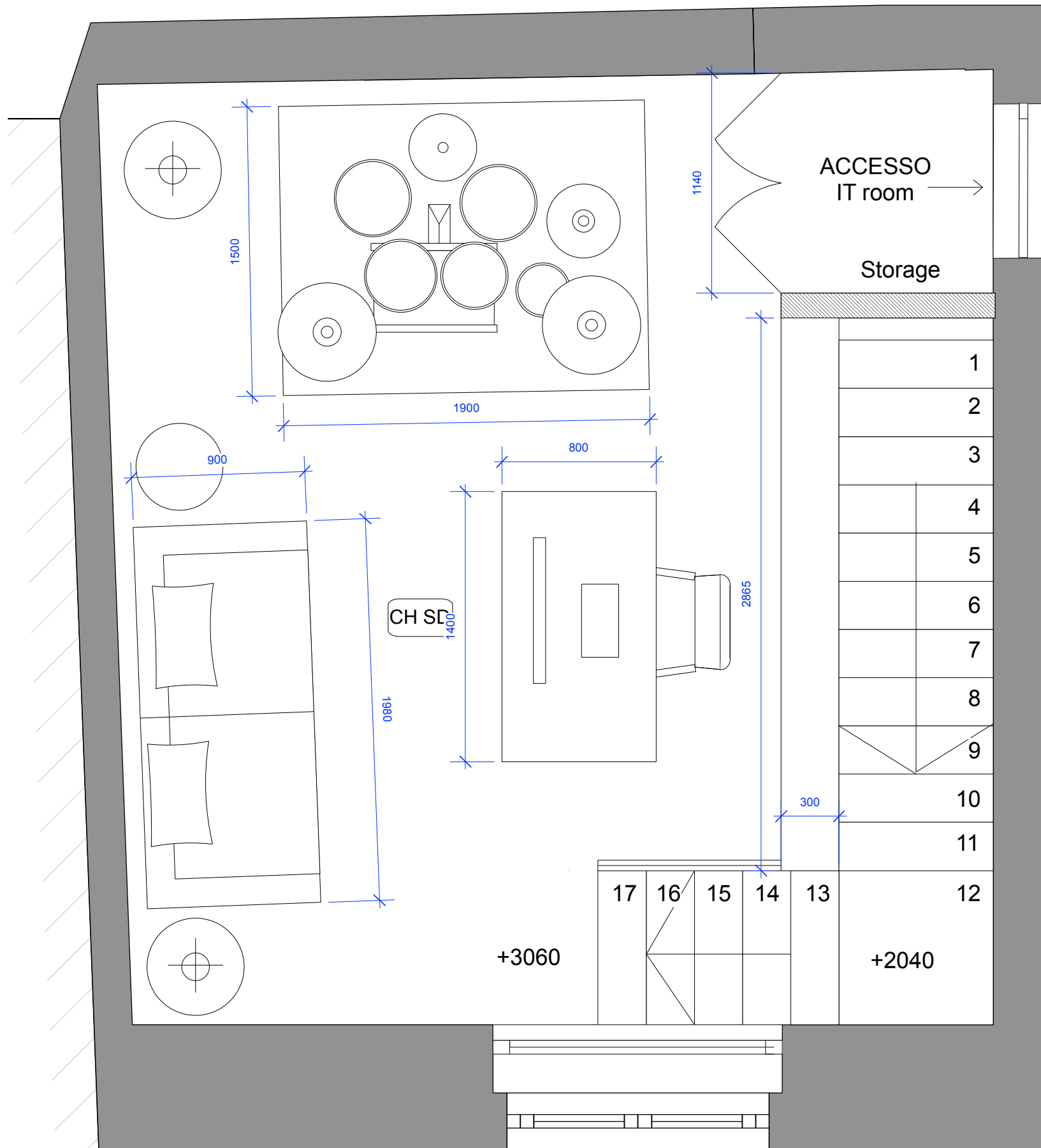
SCALE: 1:25@ A3	DATE: 03.10.2023	DRG BY: SFL
--------------------	---------------------	----------------

DRAWING NO:	REV: A
-------------	-----------

DESIGN INTENT ONLY
NOT FOR CONSTRUCTION

General Notes:

1. It is the contractors responsibility to ensure that design principles, calculations, drawings and final construction must conform to the current building regulations, the cdm regulations, the relevant british or european codes of practice as appropriate.
2. Contractor must verify all site dimensions, drawings, details and specifications and report any discrepancies to client and/or designer before proceeding with any work
3. All requested drawings showing fixings and construction details are required to be approved by client and/or designer prior to commencement of work
4. All specified items are to be installed in accordance with the manufacturers recommendations
5. Any dimensions are to be taken from the setting out plan only and are not to be scaled from the drawings
6. The contractor is to check and appraise all design shop fitting and construction details and offer alternatives to client and/or designer for approval
7. This drawing is to be read in conjunction with the other relevant, specification clauses, existing and consultants drawings (if applicable)
8. Dimensions indicated are for design intent and pricing purposes only. All discrepancies to be discussed/agreed with designer prior to construction



IT ROOM'S SPECS AND EXACT REQUIREMENTS TBC BY CLIENT AND TO BE DISCUSSED WITH CONTRACTOR

PRIVATE & CONFIDENTIAL

1 Plan 1:25

salvatore fabio
copyright © salvatorefabio Ltd

Client:
D'angelone - Marino

PROJECT:
Piazza Pergolesi 7

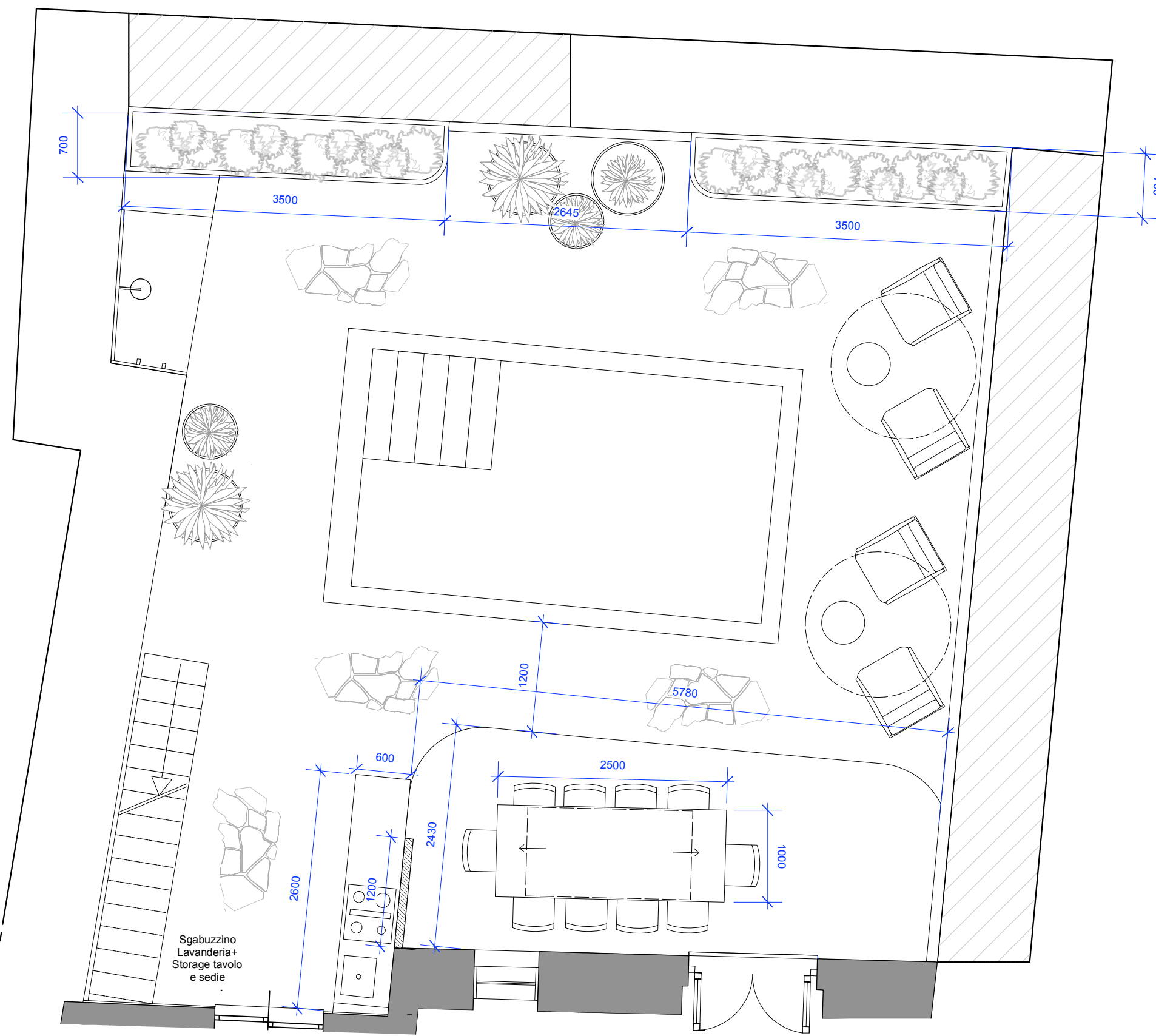
DRAWING NAME:
GA Mezzanine

SCALE: 1:25@ A3	DATE: 03.10.2023	DRG BY: SFL
DRAWING NO.:		REV: A

DESIGN INTENT ONLY
NOT FOR CONSTRUCTION

General Notes:

- It is the contractors responsibility to ensure that design principles, calculations, drawings and final construction must conform to the current building regulations, the cdm regulations, the relevent british or european codes of practice as appropriate.
- Contractor must verify all site dimensions, drawings, details and specifications and report any discrepancies to client and/or designer before proceeding with any work
- All requested drawings showing fixings and construction details are required to be approved by client and/or designer prior to commencement of work
- All specified items are to be installed in accordance with the manufacturers recommendations
- Any dimensions are to be taken from the setting out plan only and are not to be scaled from the the drawings
- The contractor is to check and appraise all design shop fitting and construction details and offer alternatives to client and/or designer for approval
- This drawing is to be read in conjunction with the other relevant, specification clauses, existing and consultants drawings (if applicable)
- Dimensions indicated are for design intent and pricing purposes only. All discrepancies to discussed/agreed with designer prior to construction



PRIVATE & CONFIDENTIAL

salvatore fabio
copyright@salvatorfabio Ltd

Client:
D'angelone - Marino
PROJECT:
Piazza Pergolesi 7


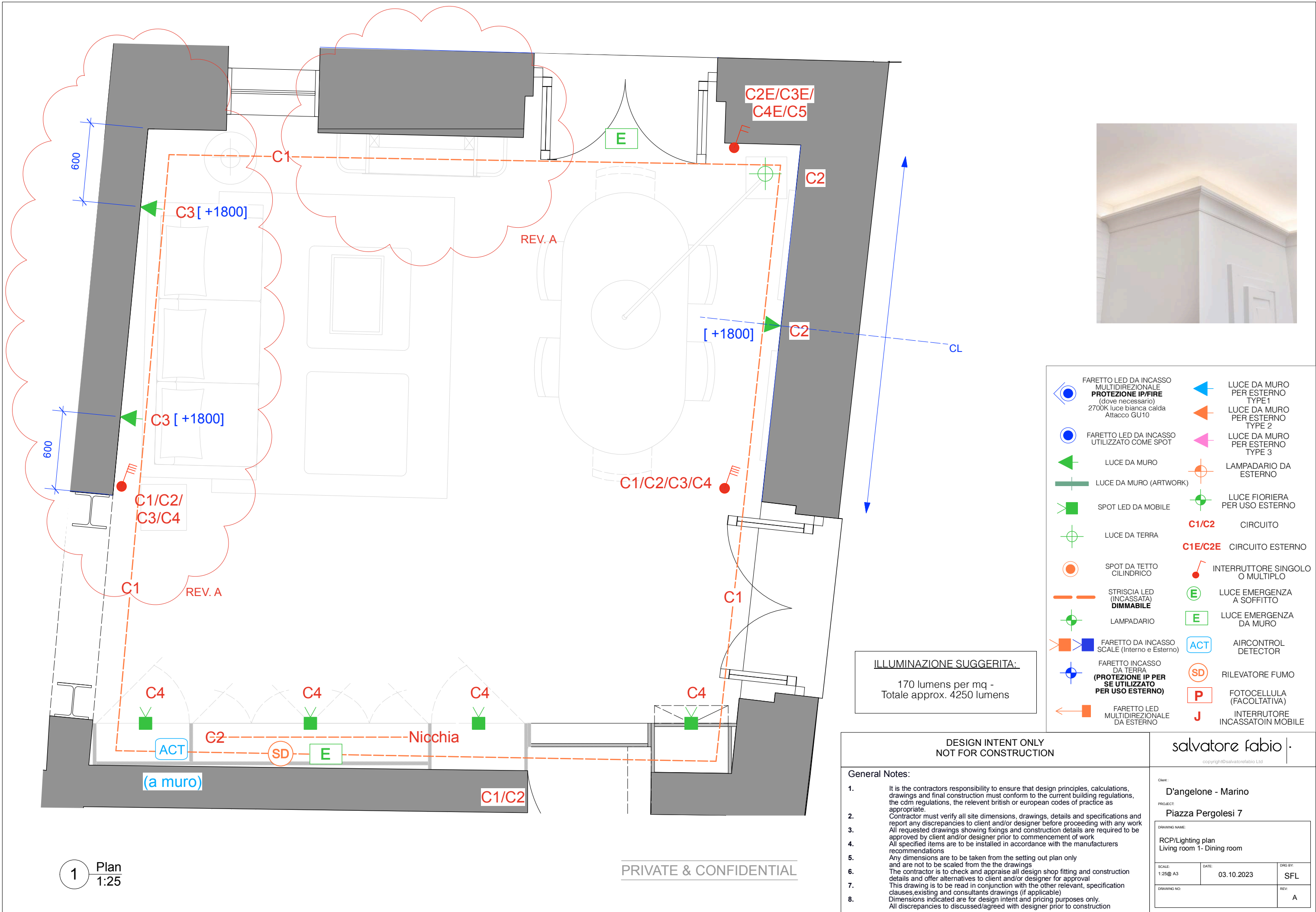
DRAWING NAME: GA- Outdoor		
SCALE: 1:50@ A3	DATE: 03.10.2023	DRG BY: SFL
DRAWING NO.:		REV: A

DESIGN INTENT ONLY
NOT FOR CONSTRUCTION

- General Notes:
1. It is the contractors responsibility to ensure that design principles, calculations, drawings and final construction must conform to the current building regulations, the cdm regulations, the relevent british or european codes of practice as appropriate.
 2. Contractor must verify all site dimensions, drawings, details and specifications and report any discrepancies to client and/or designer before proceeding with any work
 3. All requested drawings showing fixings and construction details are required to be approved by client and/or designer prior to commencement of work
 4. All specified items are to be installed in accordance with the manufacturers recommendations
 5. Any dimensions are to be taken from the setting out plan only and are not to be scaled from the the drawings
 6. The contractor is to check and appraise all design shop fitting and construction details and offer alternatives to client and/or designer for approval
 7. This drawing is to be read in conjunction with the other relevant, specification clauses existing and consultants drawings (if applicable)
 8. Dimensions indicated are for design intent and pricing purposes only. All discrepancies to discussed/agreed with designer prior to construction

1 Plan
1:50

Sgabuzzino
Lavanderia+
Storage tavolo
e sedie



	FARETTO LED DA INCASSO MULTIDIREZIONALE PROTEZIONE IP/FIRE (dove necessario) 2700K luce bianca calda Attacco GU10		LUCE DA MURO PER ESTERNO TYPE 1
	FARETTO LED DA INCASSO UTILIZZATO COME SPOT		LUCE DA MURO PER ESTERNO TYPE 2
	LUCE DA MURO		LUCE DA MURO PER ESTERNO TYPE 3
	LUCE DA MURO (ARTWORK)		LAMPADARIO DA ESTERNO
	SPOT LED DA MOBILE		LUCE FIORIERA PER USO ESTERNO
	LUCE DA TERRA		C1/C2 CIRCUITO
	SPOT DA TETTO CILINDRICO		C1E/C2E CIRCUITO ESTERNO
	STRISCIA LED (INCASSATA) DIMMABILE		INTERRUTTORE SINGOLO O MULTIPLO
	LAMPADARIO		LUCE EMERGENZA A SOFFITTO
	FARETTO DA INCASSO SCALE (Interno e Esterno)		LUCE EMERGENZA DA MURO
	FARETTO INCASSO DA TERRA (PROTEZIONE IP PER SE UTILIZZATO PER USO ESTERNO)		AIRCONTROL DETECTOR
	FARETTO LED MULTIDIREZIONALE DA ESTERNO		RILEVATORE FUMO
			FOTOCELLULA (FACOLTATIVA)
			INTERRUTTORE INCASSATO IN MOBILE

ILLUMINAZIONE SUGGERITA:
 170 lumens per mq -
 Totale approx. 4250 lumens

DESIGN INTENT ONLY
 NOT FOR CONSTRUCTION

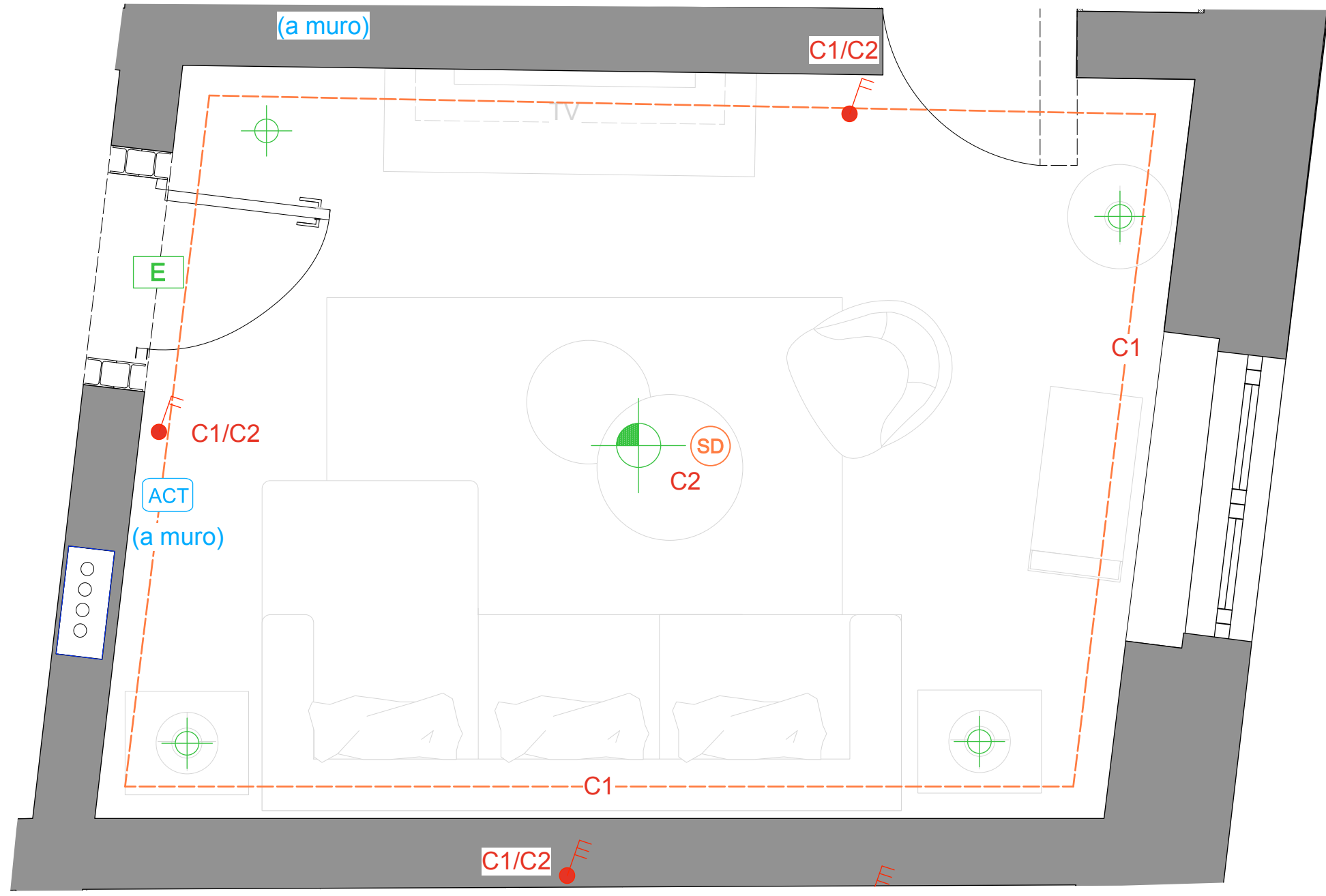

salvatore fabio
 copyright@salvatorfabio Ltd

- General Notes:**
- It is the contractor's responsibility to ensure that design principles, calculations, drawings and final construction must conform to the current building regulations, the CDM regulations, the relevant British or European codes of practice as appropriate.
 - Contractor must verify all site dimensions, drawings, details and specifications and report any discrepancies to client and/or designer before proceeding with any work.
 - All requested drawings showing fixings and construction details are required to be approved by client and/or designer prior to commencement of work.
 - All specified items are to be installed in accordance with the manufacturer's recommendations.
 - Any dimensions are to be taken from the setting out plan only and are not to be scaled from the drawings.
 - The contractor is to check and appraise all design shop fitting and construction details and offer alternatives to client and/or designer for approval.
 - This drawing is to be read in conjunction with the other relevant, specification clauses, existing and consultant drawings (if applicable).
 - Dimensions indicated are for design intent and pricing purposes only. All discrepancies to be discussed/agreed with designer prior to construction.

Client: D'angelone - Marino		
PROJECT: Piazza Pergolesi 7		
DRAWING NAME: RCP/Lighting plan Living room 1- Dining room		
SCALE: 1:25@ A3	DATE: 03.10.2023	DRG BY: SFL
DRAWING NO:		REV: A

1 Plan
 1:25

PRIVATE & CONFIDENTIAL



	FARETTO LED DA INCASSO MULTIDIREZIONALE PROTEZIONE IP/FIRE (dove necessario) 2700K luce bianca calda Attacco GU10		LUCE DA MURO PER ESTERNO TYPE 1
	FARETTO LED DA INCASSO UTILIZZATO COME SPOT		LUCE DA MURO PER ESTERNO TYPE 2
	LUCE DA MURO		LUCE DA MURO PER ESTERNO TYPE 3
	LUCE DA MURO (ARTWORK)		LAMPADARIO DA ESTERNO
	SPOT LED DA MOBILE		LUCE FIORIERA PER USO ESTERNO
	LUCE DA TERRA	C1/C2	CIRCUITO
	SPOT DA TETTO CILINDRICO	C1E/C2E	CIRCUITO ESTERNO
	STRISCIA LED (INCASSATA) DIMMABILE		INTERRUTTORE SINGOLO O MULTIPLO
	LAMPADARIO		LUCE EMERGENZA A SOFFITTO
	FARETTO DA INCASSO SCALE (Interno e Esterno)		LUCE EMERGENZA DA MURO
	FARETTO INCASSO DA TERRA (PROTEZIONE IP PER SE UTILIZZATO PER USO ESTERNO)		AIRCONTROL DETECTOR
	FARETTO LED MULTIDIREZIONALE DA ESTERNO		RILEVATORE FUMO
			FOTOCELLULA (FACOLTATIVA)
			INTERRUTTORE INCASSATO IN MOBILE

1 Plan 1:25

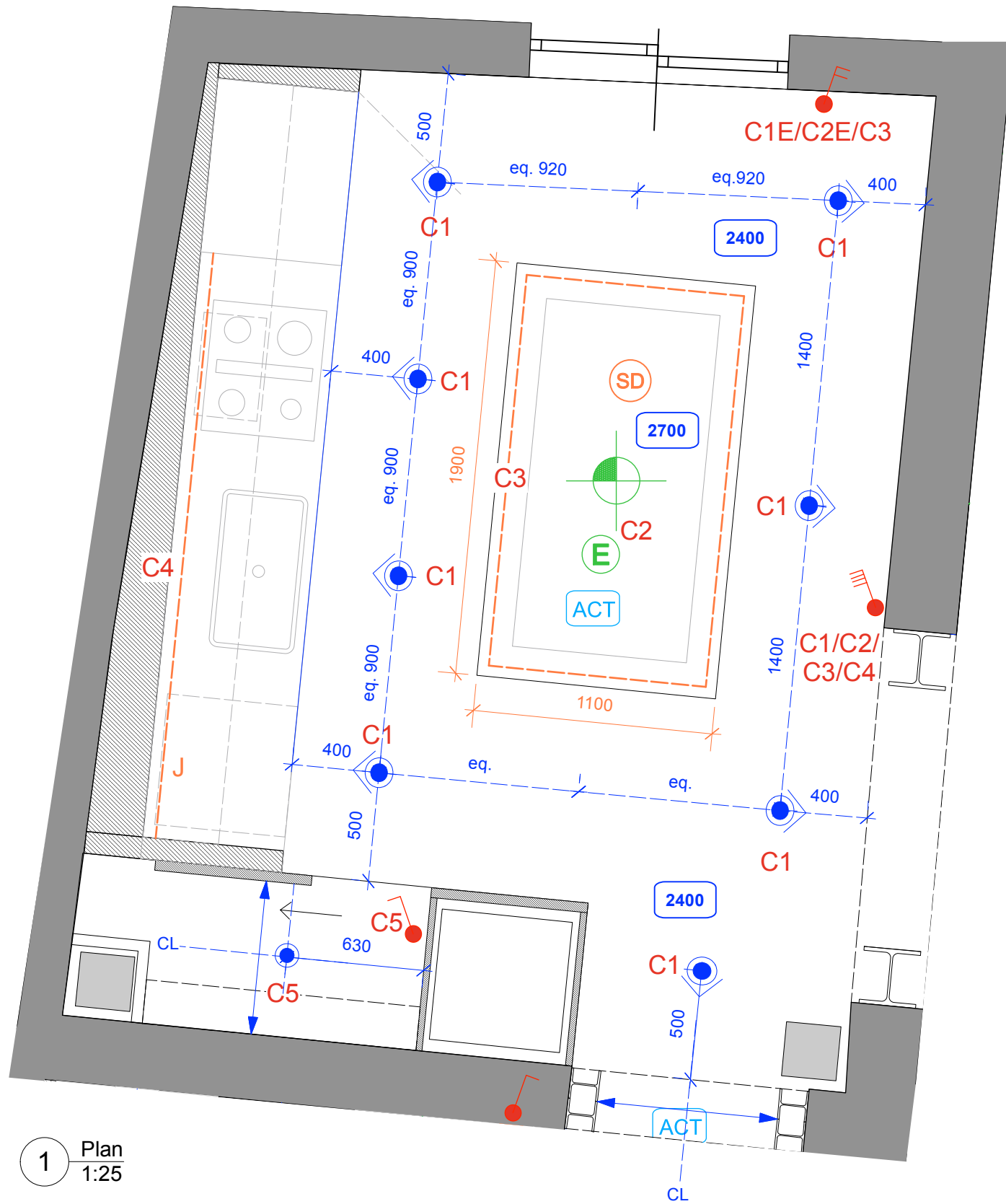
ILLUMINAZIONE SUGGERITA:
170 lumens per mq - Totale approx. 3060 lumens

DESIGN INTENT ONLY
NOT FOR CONSTRUCTION

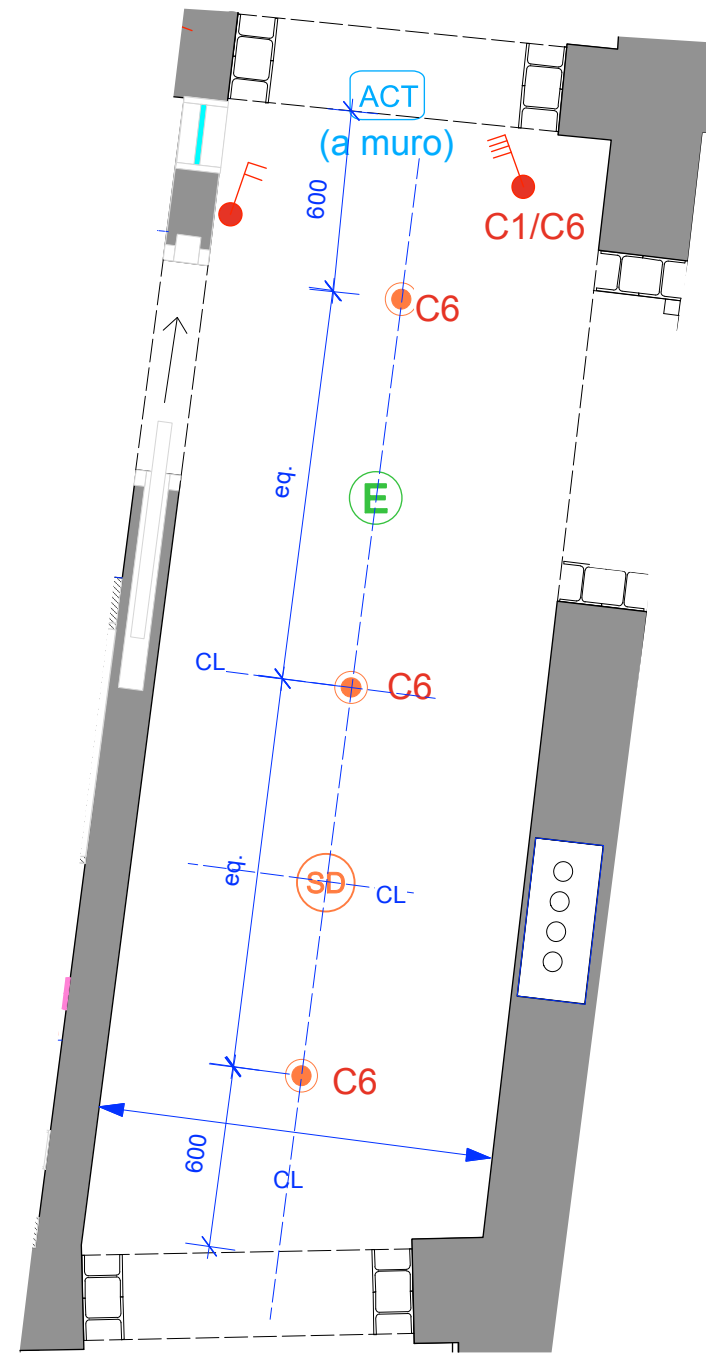
- General Notes:
- It is the contractors responsibility to ensure that design principles, calculations, drawings and final construction must conform to the current building regulations, the cdm regulations, the relevant british or european codes of practice as appropriate.
 - Contractor must verify all site dimensions, drawings, details and specifications and report any discrepancies to client and/or designer before proceeding with any work
 - All requested drawings showing fixings and construction details are required to be approved by client and/or designer prior to commencement of work
 - All specified items are to be installed in accordance with the manufacturers recommendations
 - Any dimensions are to be taken from the setting out plan only and are not to be scaled from the the drawings
 - The contractor is to check and appraise all design shop fitting and construction details and offer alternatives to client and/or designer for approval
 - This drawing is to be read in conjunction with the other relevant, specification clauses, existing and consultants drawings (if applicable)
 - Dimensions indicated are for design intent and pricing purposes only. All discrepancies to discussed/agreed with designer prior to construction

salvatore fabio

Client: D'angelone - Marino		
PROJECT: Piazza Pergolesi 7		
DRAWING NAME: RCP/Lighting plan Living room 2		
SCALE: 1:25@ A3	DATE: 03.10.2023	DRG BY: SFL
DRAWING NO.:		REV: A



1 Plan 1:25



2 Plan 1:25



	FARETTO LED DA INCASSO MULTIDIREZIONALE PROTEZIONE IP/FIRE (dove necessario) 2700K luce bianca calda Attacco GU10		LUCE DA MURO PER ESTERNO TYPE 1
	FARETTO LED DA INCASSO UTILIZZATO COME SPOT		LUCE DA MURO PER ESTERNO TYPE 2
	LUCE DA MURO		LUCE DA MURO PER ESTERNO TYPE 3
	LUCE DA MURO (ARTWORK)		LAMPADARIO DA ESTERNO
	SPOT LED DA MOBILE		LUCE FIORIERA PER USO ESTERNO
	LUCE DA TERRA		C1/C2 CIRCUITO
	SPOT DA TETTO CILINDRICO		C1E/C2E CIRCUITO ESTERNO
	STRISCIA LED (INCASSATA) DIMMABILE		INTERRUTTORE SINGOLO O MULTIPLO
	LAMPADARIO		LUCE EMERGENZA A SOFFITTO
	FARETTO DA INCASSO SCALE (Interno e Esterno)		LUCE EMERGENZA DA MURO
	FARETTO INCASSO DA TERRA (PROTEZIONE IP PER SE UTILIZZATO PER USO ESTERNO)		ACT AIRCONTROL DETECTOR
	FARETTO LED MULTIDIREZIONALE DA ESTERNO		SD RILEVATORE FUMO
			P FOTOCELLULA (FACOLTATIVA)
			J INTERRUTTORE INCASSATO IN MOBILE

PRIVATE & CONFIDENTIAL

ILLUMINAZIONE SUGGERITA:

Kitchen: 160 lumens per mq - Totale approx. 2240 lumens

Corridor: 125-150 lumens per mq - Totale approx. 1000-1200 lumens

DESIGN INTENT ONLY
NOT FOR CONSTRUCTION

General Notes:

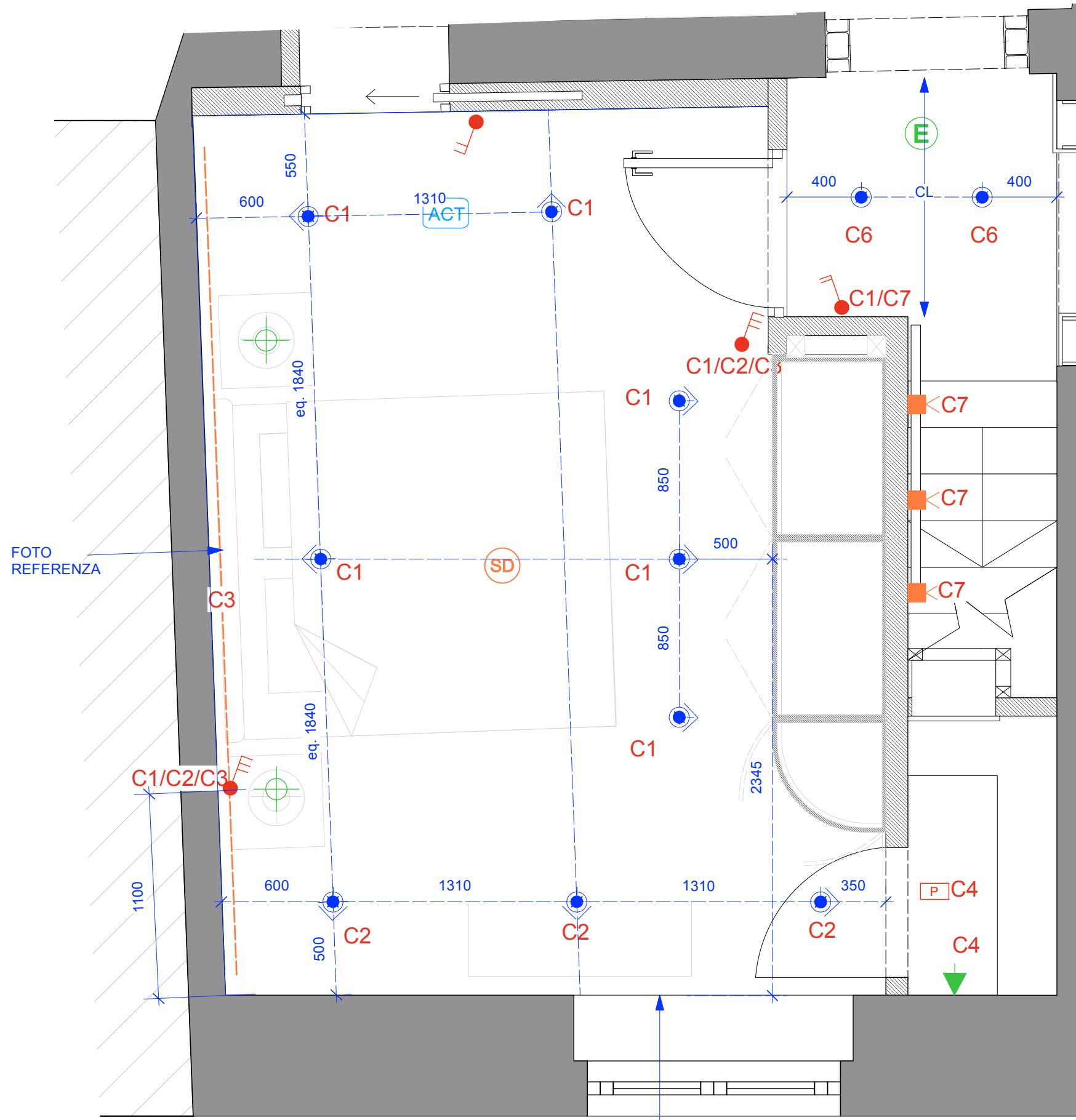
- It is the contractors responsibility to ensure that design principles, calculations, drawings and final construction must conform to the current building regulations, the cdm regulations, the relevant british or european codes of practice as appropriate.
- Contractor must verify all site dimensions, drawings, details and specifications and report any discrepancies to client and/or designer before proceeding with any work
- All requested drawings showing fixings and construction details are required to be approved by client and/or designer prior to commencement of work
- All specified items are to be installed in accordance with the manufacturers recommendations
- Any dimensions are to be taken from the setting out plan only and are not to be scaled from the drawings
- The contractor is to check and appraise all design shop fitting and construction details and offer alternatives to client and/or designer for approval
- This drawing is to be read in conjunction with the other relevant, specification clauses, existing and consultants drawings (if applicable)
- Dimensions indicated are for design intent and pricing purposes only. All discrepancies to be discussed/agreed with designer prior to construction

salvatore fabio

Client: D'angelone - Marino
PROJECT: Piazza Pergolesi 7

DRAWING NAME: RCP/Lighting Plan
Kitchen - Corridor

SCALE: 1:25@ A3	DATE: 03.10.2023	DRG BY: SFL
DRAWING NO:	REV: A	



ILLUMINAZIONE SUGGERITA:
 150-170 lumens per mq -
 Totale approx. 2550-2890 lumens

	FARETTO LED DA INCASSO MULTIDIREZIONALE PROTEZIONE IP/FIRE (dove necessario) 2700K luce bianca calda Attacco GU10		LUCE DA MURO PER ESTERNO TYPE 1
	FARETTO LED DA INCASSO UTILIZZATO COME SPOT		LUCE DA MURO PER ESTERNO TYPE 2
	LUCE DA MURO		LUCE DA MURO PER ESTERNO TYPE 3
	LUCE DA MURO (ARTWORK)		LAMPADARIO DA ESTERNO
	SPOT LED DA MOBILE		LUCE FIORIERA PER USO ESTERNO
	LUCE DA TERRA	C1/C2	CIRCUITO
	SPOT DA TETTO CILINDRICO	C1E/C2E	CIRCUITO ESTERNO
	STRISCIA LED (INCASSATA) DIMMABILE		INTERRUTTORE SINGOLO O MULTIPLO
	LAMPADARIO		LUCE EMERGENZA A SOFFITTO
	FARETTO DA INCASSO SCALE (Interno e Esterno)		LUCE EMERGENZA DA MURO
	FARETTO INCASSO DA TERRA (PROTEZIONE IP PER SE UTILIZZATO PER USO ESTERNO)		AIRCONTROL DETECTOR
	FARETTO LED MULTIDIREZIONALE DA ESTERNO		RILEVATORE FUMO
			FOTOCELLULA (FACOLTATIVA)
			INTERRUTTORE INCASSATO IN MOBILE

DESIGN INTENT ONLY
 NOT FOR CONSTRUCTION

salvatore fabio
 copyright@salvatorfabio Ltd

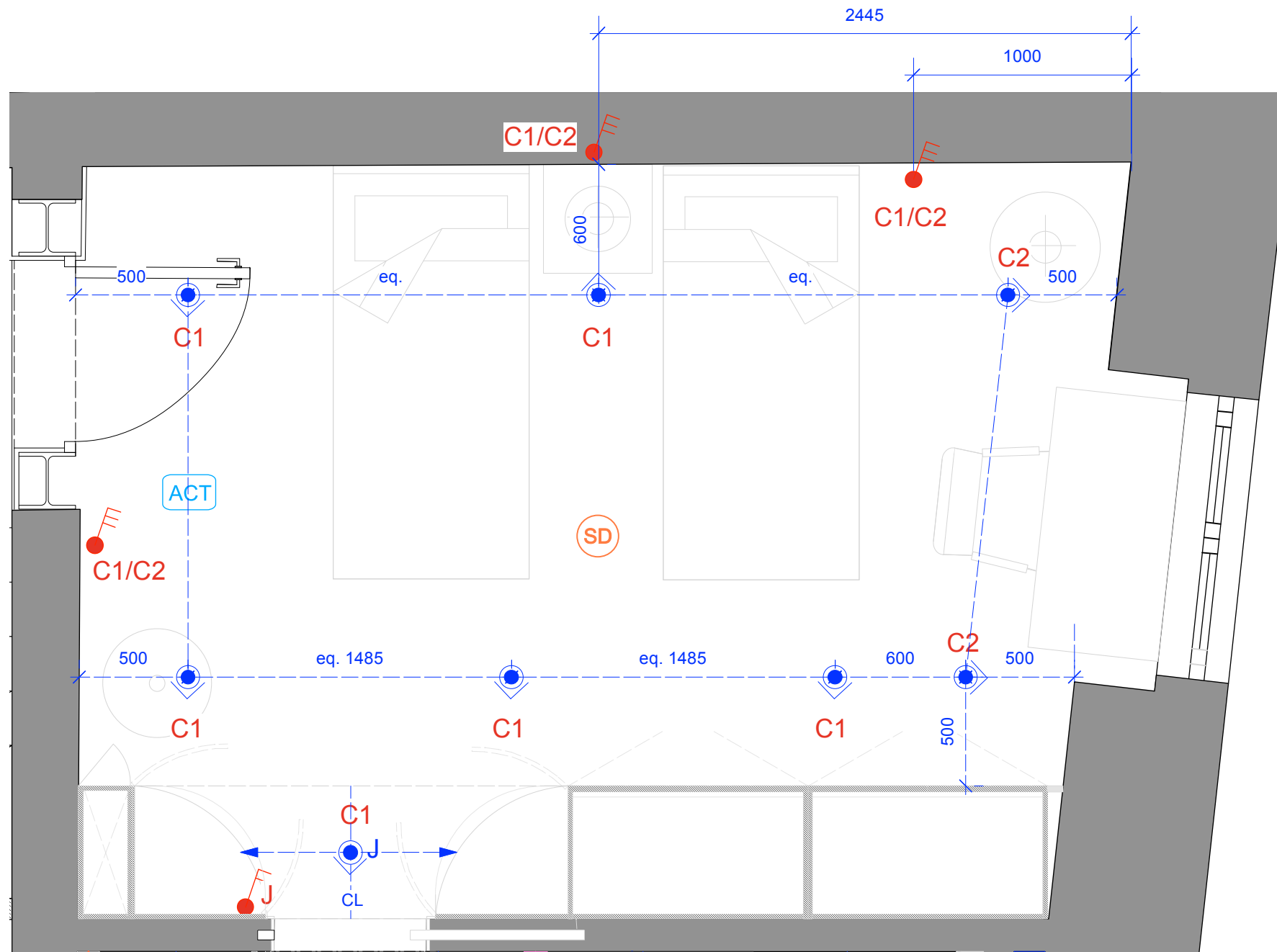
- General Notes:**
- It is the contractors responsibility to ensure that design principles, calculations, drawings and final construction must conform to the current building regulations, the cdm regulations, the relevant british or european codes of practice as appropriate.
 - Contractor must verify all site dimensions, drawings, details and specifications and report any discrepancies to client and/or designer before proceeding with any work
 - All requested drawings showing fixings and construction details are required to be approved by client and/or designer prior to commencement of work
 - All specified items are to be installed in accordance with the manufacturers recommendations
 - Any dimensions are to be taken from the setting out plan only and are not to be scaled from the drawings
 - The contractor is to check and appraise all design shop fitting and construction details and offer alternatives to client and/or designer for approval
 - This drawing is to be read in conjunction with the other relevant, specification clauses, existing and consultants drawings (if applicable)
 - Dimensions indicated are for design intent and pricing purposes only. All discrepancies to be discussed/agreed with designer prior to construction

Client: D'angelone - Marino		
PROJECT: Piazza Pergolesi 7		
DRAWING NAME: RCP/Lighting Plan Master bedroom		
SCALE: 1:25@ A3	DATE: 03.10.2023	DRG BY: SFL
DRAWING NO:	REV:	A

1 Plan
 1:25

FOTO REFERENZA

PRIVATE & CONFIDENTIAL



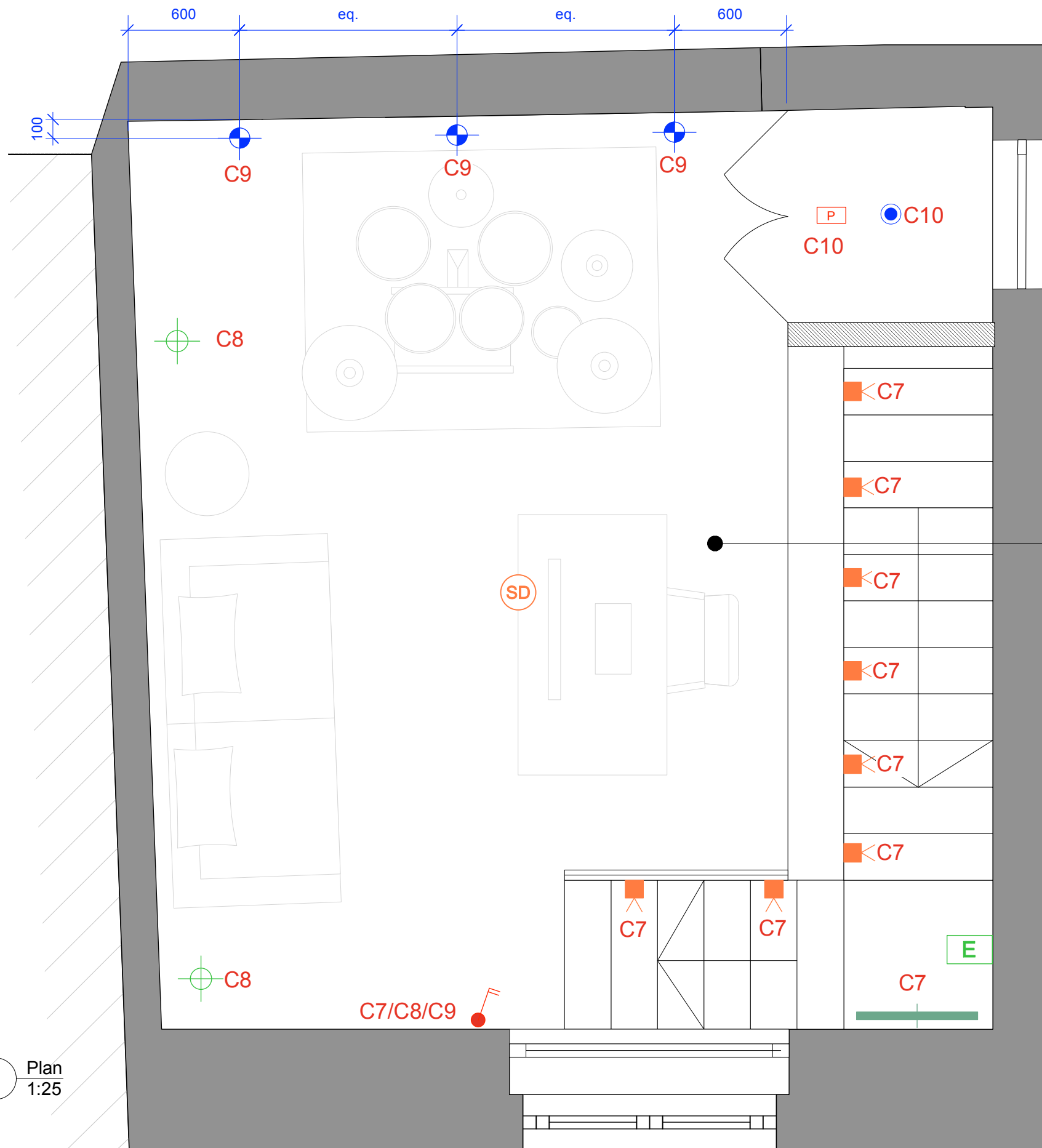
ILLUMINAZIONE SUGGERITA:
 150-170 lumens per mq -
 Totale approx. 2550-2890 lumens

	FARETTO LED DA INCASSO MULTIDIREZIONALE PROTEZIONE IP/FIRE (dove necessario) 2700K luce bianca calda Attacco GU10		LUCE DA MURO PER ESTERNO TYPE 1
	FARETTO LED DA INCASSO UTILIZZATO COME SPOT		LUCE DA MURO PER ESTERNO TYPE 2
	LUCE DA MURO		LUCE DA MURO PER ESTERNO TYPE 3
	LUCE DA MURO (ARTWORK)		LAMPADARIO DA ESTERNO
	SPOT LED DA MOBILE		LUCE FIORIERA PER USO ESTERNO
	LUCE DA TERRA		C1/C2 CIRCUITO
	SPOT DA TETTO CILINDRICO		C1E/C2E CIRCUITO ESTERNO
	STRISCIA LED (INCASSATA) DIMMABILE		INTERRUTTORE SINGOLO O MULTIPLO
	LAMPADARIO		LUCE EMERGENZA A SOFFITTO
	FARETTO DA INCASSO SCALE (Interno e Esterno)		LUCE EMERGENZA DA MURO
	FARETTO INCASSO DA TERRA (PROTEZIONE IP PER SE UTILIZZATO PER USO ESTERNO)		AIRCONTROL DETECTOR
	FARETTO LED MULTIDIREZIONALE DA ESTERNO		RILEVATORE FUMO
			FOTOCELLULA (FACOLTATIVA)
			INTERRUTTORE INCASSATO IN MOBILE

1 Plan 1:25

PRIVATE & CONFIDENTIAL

DESIGN INTENT ONLY NOT FOR CONSTRUCTION		salvatore fabio <small>copyright@salvatorfabio Ltd</small>	
General Notes: 1. It is the contractors responsibility to ensure that design principles, calculations, drawings and final construction must conform to the current building regulations, the cdm regulations, the relevant british or european codes of practice as appropriate. 2. Contractor must verify all site dimensions, drawings, details and specifications and report any discrepancies to client and/or designer before proceeding with any work 3. All requested drawings showing fixings and construction details are required to be approved by client and/or designer prior to commencement of work 4. All specified items are to be installed in accordance with the manufacturers recommendations 5. Any dimensions are to be taken from the setting out plan only and are not to be scaled from the the drawings 6. The contractor is to check and appraise all design shop fitting and construction details and offer alternatives to client and/or designer for approval 7. This drawing is to be read in conjunction with the other relevant, specification clauses, existing and consultants drawings (if applicable) 8. Dimensions indicated are for design intent and pricing purposes only. All discrepancies to discussed/agreed with designer prior to construction			
Client: D'angelone - Marino PROJECT: Piazza Pergolesi 7		DRAWING NAME: RCP/Lighting Plan Kids bedroom	
SCALE: 1:25@ A3	DATE: 03.10.2023	DRG BY: SFL	REV: A



1 Plan 1:25

PRIVATE & CONFIDENTIAL

ILLUMINAZIONE SUGGERITA:
 150-170 lumens per mq -
 Totale approx. 2400-2720 lumens

SI CONSIGLIA
 L'EVENTUALE USO
 DI FARETTI SPOT
 SULLLE TRAVI
 ESISTENTI.
 (DA CONFERMARE
 DOPO EVENTUALE
 PROGETTO STRUTTURAL)

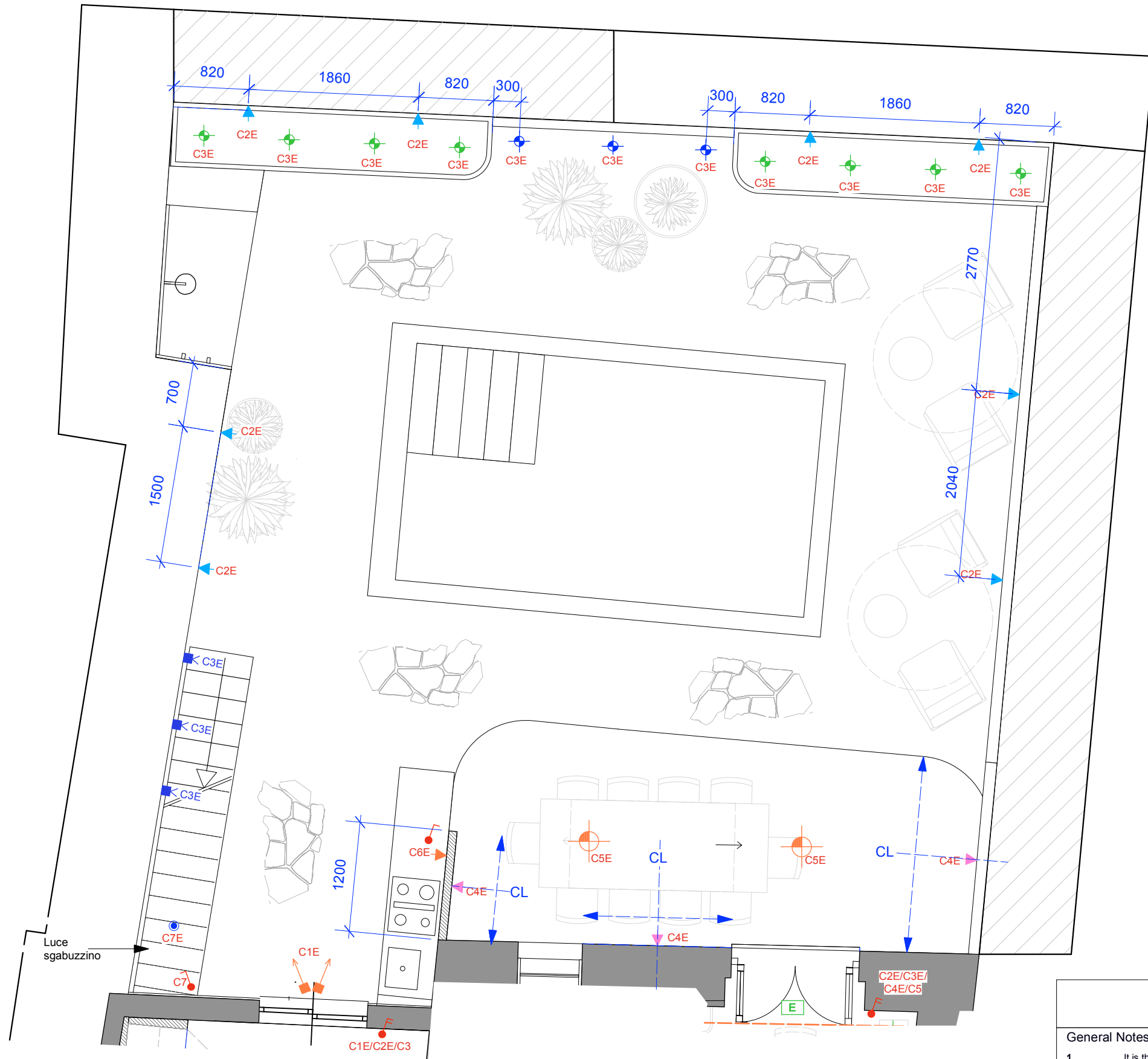
	FARETTO LED DA INCASSO MULTIDIREZIONALE PROTEZIONE IP/FIRE (dove necessario) 2700K luce bianca calda Attacco GU10		LUCE DA MURO PER ESTERNO TYPE1
	FARETTO LED DA INCASSO UTILIZZATO COME SPOT		LUCE DA MURO PER ESTERNO TYPE 2
	LUCE DA MURO		LUCE DA MURO PER ESTERNO TYPE 3
	LUCE DA MURO (ARTWORK)		LAMPADARIO DA ESTERNO
	SPOT LED DA MOBILE		LUCE FIORIERA PER USO ESTERNO
	LUCE DA TERRA	C1/C2	CIRCUITO
	SPOT DA TETTO CILINDRICO	C1E/C2E	CIRCUITO ESTERNO
	STRISCIA LED (INCASSATA) DIMMABILE		INTERRUTTORE SINGOLO O MULTIPLO
	LAMPADARIO		LUCE EMERGENZA A SOFFITTO
	FARETTO DA INCASSO SCALE (Interno e Esterno)		LUCE EMERGENZA DA MURO
	FARETTO INCASSO DA TERRA (PROTEZIONE IP PER SE UTILIZZATO PER USO ESTERNO)		AIRCONTROL DETECTOR
	FARETTO LED MULTIDIREZIONALE DA ESTERNO		RILEVATORE FUMO
			FOTOCELLULA (FACOLTATIVA)
			INTERRUTTORE INCASSATO IN MOBILE

DESIGN INTENT ONLY
 NOT FOR CONSTRUCTION

salvatore fabio

- General Notes:**
- It is the contractors responsibility to ensure that design principles, calculations, drawings and final construction must conform to the current building regulations, the cdm regulations, the relevant british or european codes of practice as appropriate.
 - Contractor must verify all site dimensions, drawings, details and specifications and report any discrepancies to client and/or designer before proceeding with any work
 - All requested drawings showing fixings and construction details are required to be approved by client and/or designer prior to commencement of work
 - All specified items are to be installed in accordance with the manufacturers recommendations
 - Any dimensions are to be taken from the setting out plan only and are not to be scaled from the the drawings
 - The contractor is to check and appraise all design shop fitting and construction details and offer alternatives to client and/or designer for approval
 - This drawing is to be read in conjunction with the other relevant, specification clauses, existing and consultants drawings (if applicable)
 - Dimensions indicated are for design intent and pricing purposes only. All discrepancies to discussed/agreed with designer prior to construction

Client: D'angelone - Marino		
PROJECT: Piazza Pergolesi 7		
DRAWING NAME: RCP/Lighting Plan Mezzanine		
SCALE: 1:25@ A3	DATE: 03.10.2023	DRG BY: SFL
DRAWING NO:	REV:	A



1 Plan
1:50

	FARETTO LED DA INCASSO MULTIDIREZIONALE PROTEZIONE IP/FIRE (dove necessario) 2700K luce bianca calda Attacco GU10		LUCE DA MURO PER ESTERNO TYPE 1
	FARETTO LED DA INCASSO UTILIZZATO COME SPOT		LUCE DA MURO PER ESTERNO TYPE 2
	LUCE DA MURO		LUCE DA MURO PER ESTERNO TYPE 3
	LUCE DA MURO (ARTWORK)		LAMPADARIO DA ESTERNO
	SPOT LED DA MOBILE		LUCE FIORIERA PER USO ESTERNO
	LUCE DA TERRA		C1/C2 CIRCUITO
	SPOT DA TETTO CILINDRICO		C1E/C2E CIRCUITO ESTERNO
	STRISCIA LED (INCASSATA) DIMMABILE		INTERRUTTORE SINGOLO O MULTIPLO
	LAMPADARIO		LUCE EMERGENZA A SOFFITTO
	FARETTO DA INCASSO SCALE (Interno e Esterno)		LUCE EMERGENZA DA MURO
	FARETTO INCASSO DA TERRA (PROTEZIONE IP PER SE UTILIZZATO PER USO ESTERNO)		ACT AIRCONTROL DETECTOR
	FARETTO LED MULTIDIREZIONALE DA ESTERNO		SD RILEVATORE FUMO
			P FOTOCELLULA (FACOLTATIVA)
			J INTERRUTTORE INCASSATO IN MOBILE

DESIGN INTENT ONLY
NOT FOR CONSTRUCTION

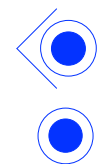


salvatore fabio
copyright@salvatorfabio.it

General Notes:

1. It is the contractors responsibility to ensure that design principles, calculations, drawings and final construction must conform to the current building regulations, the cdn regulations, the relevent british or european codes of practice as appropriate.
2. Contractor must verify all site dimensions, drawings, details and specifications and report any discrepancies to client and/or designer before proceeding with any work
3. All requested drawings showing fixings and construction details are required to be approved by client and/or designer prior to commencement of work
4. All specified items are to be installed in accordance with the manufacturers recommendations
5. Any dimensions are to be taken from the setting out plan only and are not to be scaled from the the drawings
6. The contractor is to check and appraise all design shop fitting and construction details and offer alternatives to client and/or designer for approval
7. This drawing is to be read in conjunction with the other relevant, specification clauses, existing and consultants drawings (if applicable)
8. Dimensions indicated are for design intent and pricing purposes only. All discrepancies to discussed/agreed with designer prior to construction

Client:
D'angelone - Marino
PROJECT:
Piazza Pergolesi 7

DRAWING NAME: Lighting Plan Mezzanine		
SCALE: 1:25@ A3	DATE: 03.10.2023	DRG BY: SFL
DRAWING NO.:	REV:	A




FARETTO LED DA INCASSO
MULTIDIREZIONALE
PROTEZIONE IP/FIRE
(dove necessario)
2700K luce bianca calda
Attacco GU10



LUCE DA MURO (INTERNO)



LUCE DA MURO (ARTWORK)



SPOT LED DA MOBILE



LAMPADA DA TERRA



SPOT DA TETTO
CILINDRICO






 FARETTO DA INCASSO
SCALE






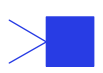

 FARETTO INCASSO
DA TERRA INTERNO E ESTERNO

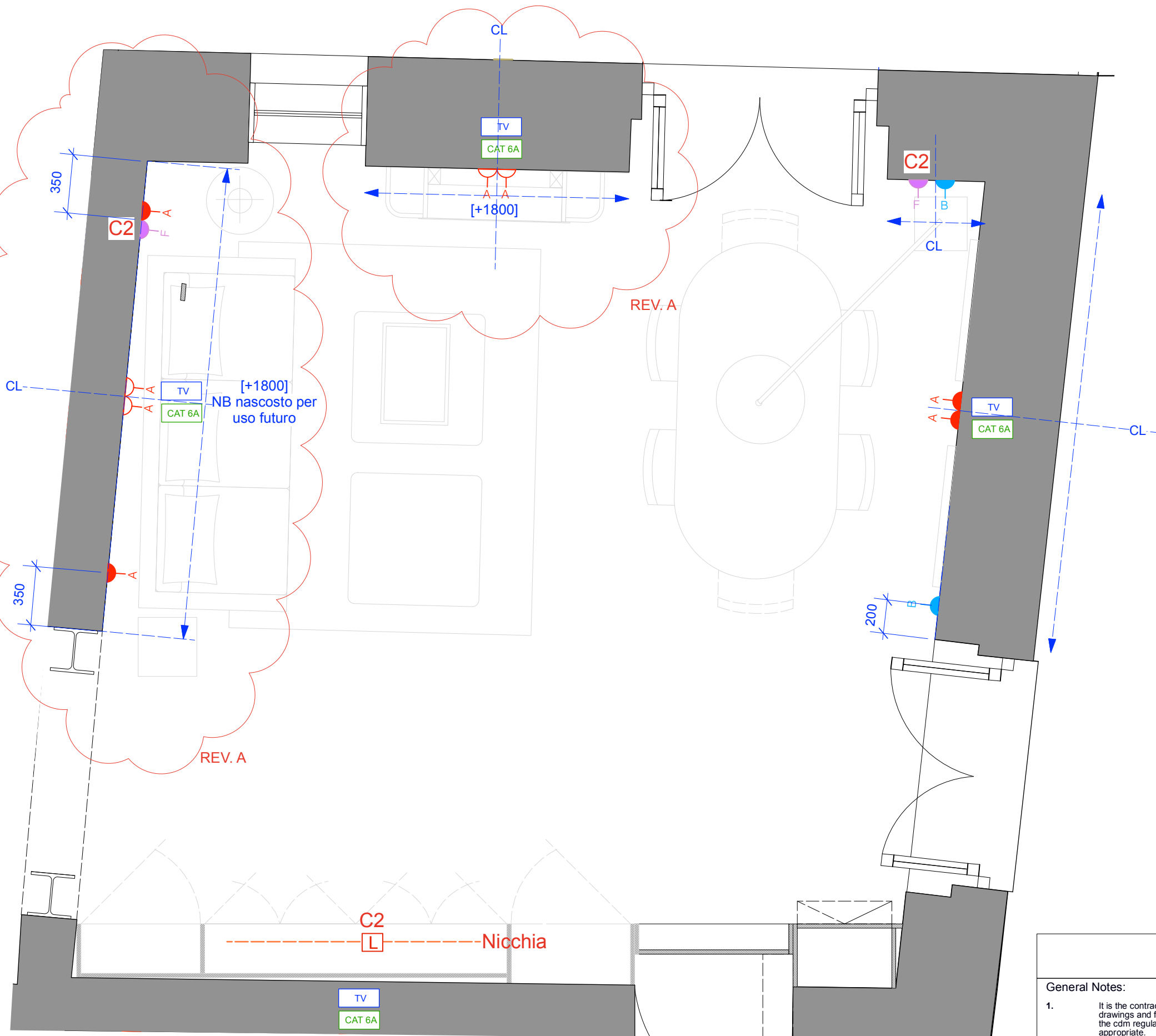



 FARETTO LED
MULTIDIREZIONALE
DA ESTERNO





 LUCI PER ESTERNO



A	PRESA DOPPIA BIPASSO 10/16A		INTERUTTORI DI ISOLAMENTO PER PRESE NON ACCESSIBILI
B	PRESA SINGOLA BIPASSO 10/16A		Alimentazione per Luce LED
C	PRESA SINGOLA BIPASSO 10/16A CON USB		
D	PRESA DOPPIA BIPASSO 10/16A CON USB		
E	PRESA SCHUKO (Con interruttore di isolamento dove la presa è accessibile)		
F	PRESA SINGOLA TIPO C 10A		
G	PRESA SINGOLA PER ESTERNO PROTEZIONE IP		

DESIGN INTENT ONLY
NOT FOR CONSTRUCTION

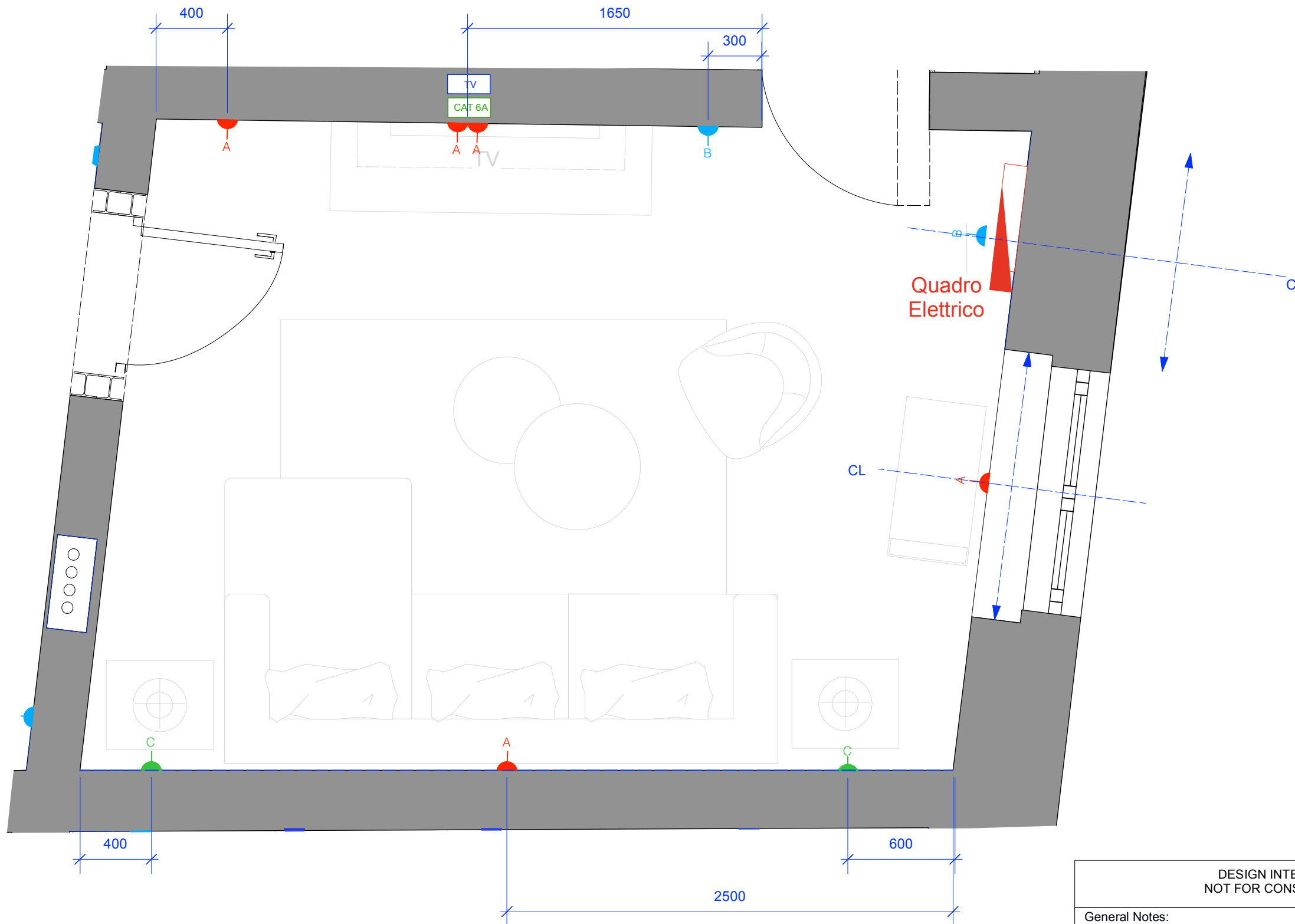
salvatore fabio
copyright@salvatorfabio Ltd

- General Notes:**
1. It is the contractors responsibility to ensure that design principles, calculations, drawings and final construction must conform to the current building regulations, the cdm regulations, the relevent british or european codes of practice as appropriate.
 2. Contractor must verify all site dimensions, drawings, details and specifications and report any discrepancies to client and/or designer before proceeding with any work
 3. All requested drawings showing fixings and construction details are required to be approved by client and/or designer prior to commencement of work
 4. All specified items are to be installed in accordance with the manufacturers recommendations
 5. Any dimensions are to be taken from the setting out plan only and are not to be scaled from the the drawings
 6. The contractor is to check and appraise all design shop fitting and construction details and offer alternatives to client and/or designer for approval
 7. This drawing is to be read in conjunction with the other relevant, specification clauses,existing and consultants drawings (if applicable)
 8. Dimensions indicated are for design intent and pricing purposes only. All discrepancies to discussed/agreed with designer prior to construction

Client: D'angelone - Marino		
PROJECT: Piazza Pergolesi 7		
DRAWING NAME: Small power plan Living room 1- Dining room		
SCALE: 1:25@ A3	DATE: 03.10.2023	DRG BY: SFL
DRAWING NO:		REV: A

1 Plan
1:25

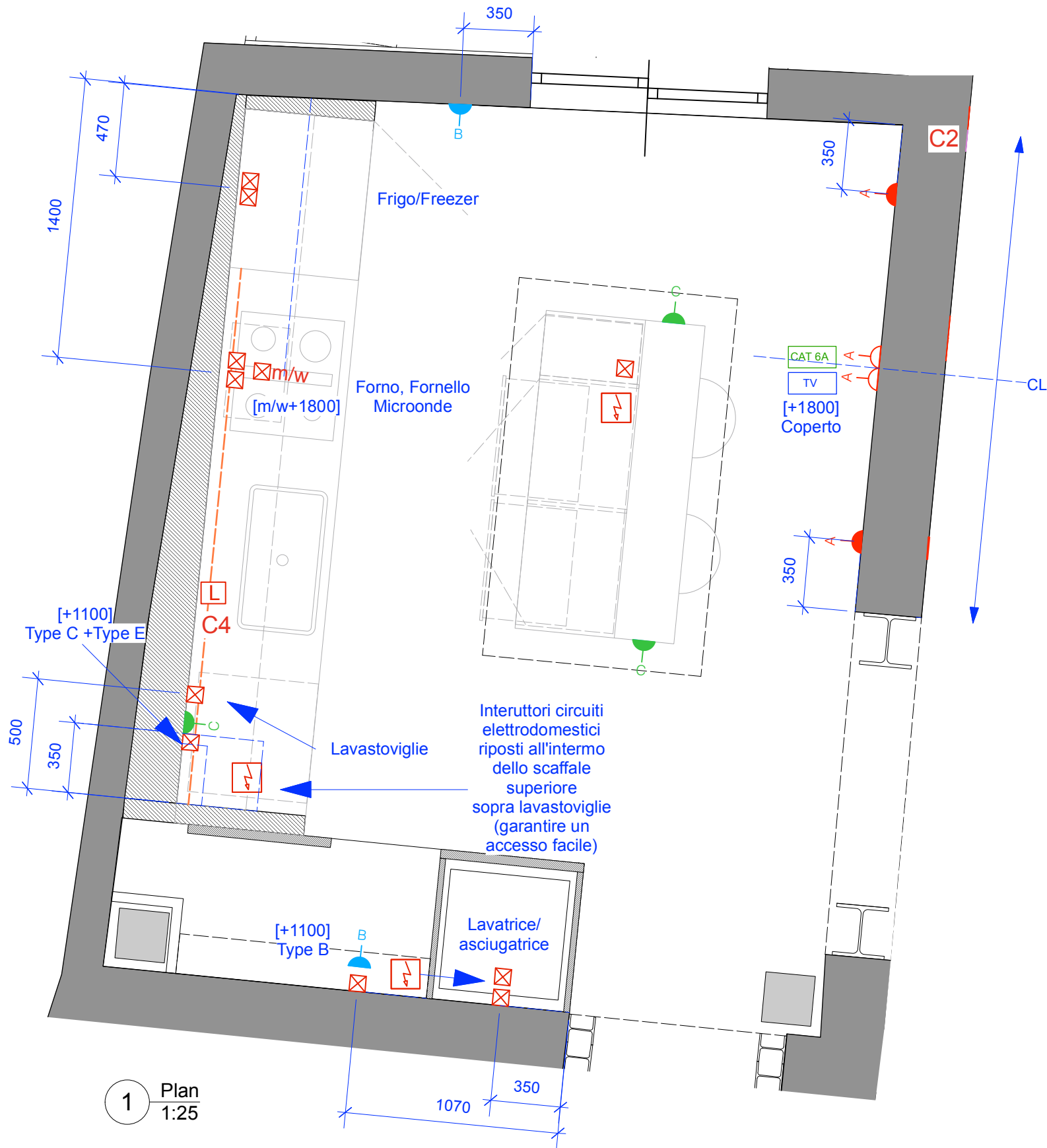
PRIVATE & CONFIDENTIAL



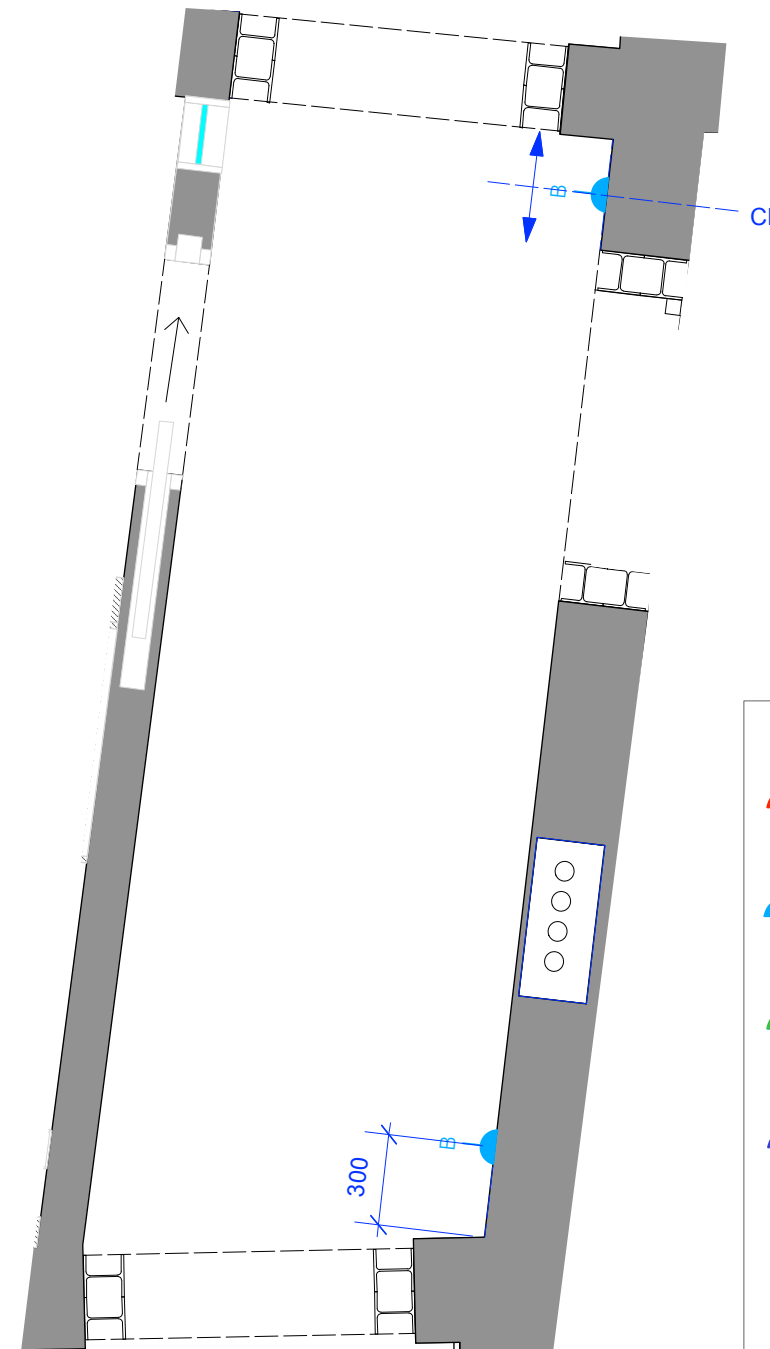
	PRESA DOPPIA BIPASSO 10/16A		INTERUTTORI DI ISOLAMENTO PER PRESE NON ACCESSIBILI
	PRESA SINGOLA BIPASSO 10/16A		Alimentazione per Luce LED
	PRESA SINGOLA BIPASSO 10/16A CON USB		
	PRESA DOPPIA BIPASSO 10/16A CON USB		
	PRESA SCHUKO (Con interruttore di isolamento dove la presa è accessibile)		
	PRESA SINGOLA TIPO C 10A		
	PRESA SINGOLA PER ESTERNO PROTEZIONE IP		

1 Plan 1:25

DESIGN INTENT ONLY NOT FOR CONSTRUCTION		salvatore fabio <small>copyright@salvatorfabio Ltd</small>	
General Notes: 1. It is the contractors responsibility to ensure that design principles, calculations, drawings and final construction must conform to the current building regulations, the cdm regulations, the relevent british or european codes of practice as appropriate. 2. Contractor must verify all site dimensions, drawings, details and specifications and report any discrepancies to client and/or designer before proceeding with any work 3. All requested drawings showing fixings and construction details are required to be approved by client and/or designer prior to commencement of work 4. All specified items are to be installed in accordance with the manufacturers recommendations 5. Any dimensions are to be taken from the setting out plan only and are not to be scaled from the the drawings 6. The contractor is to check and appraise all design shop fitting and construction details and offer alternatives to client and/or designer for approval 7. This drawing is to be read in conjunction with the other relevant, specification clauses, existing and consultants drawings (if applicable) 8. Dimensions indicated are for design intent and pricing purposes only. All discrepancies to discussed/agreed with designer prior to construction		Client: D'angelone - Marino PROJECT: Piazza Pergolesi 7 DRAWING NAME: Small power plan Living room 2 SCALE: 1:25@ A3 DATE: 03.10.2023 DRG BY: SFL DRAWING NO: REV: A	



1 Plan 1:25



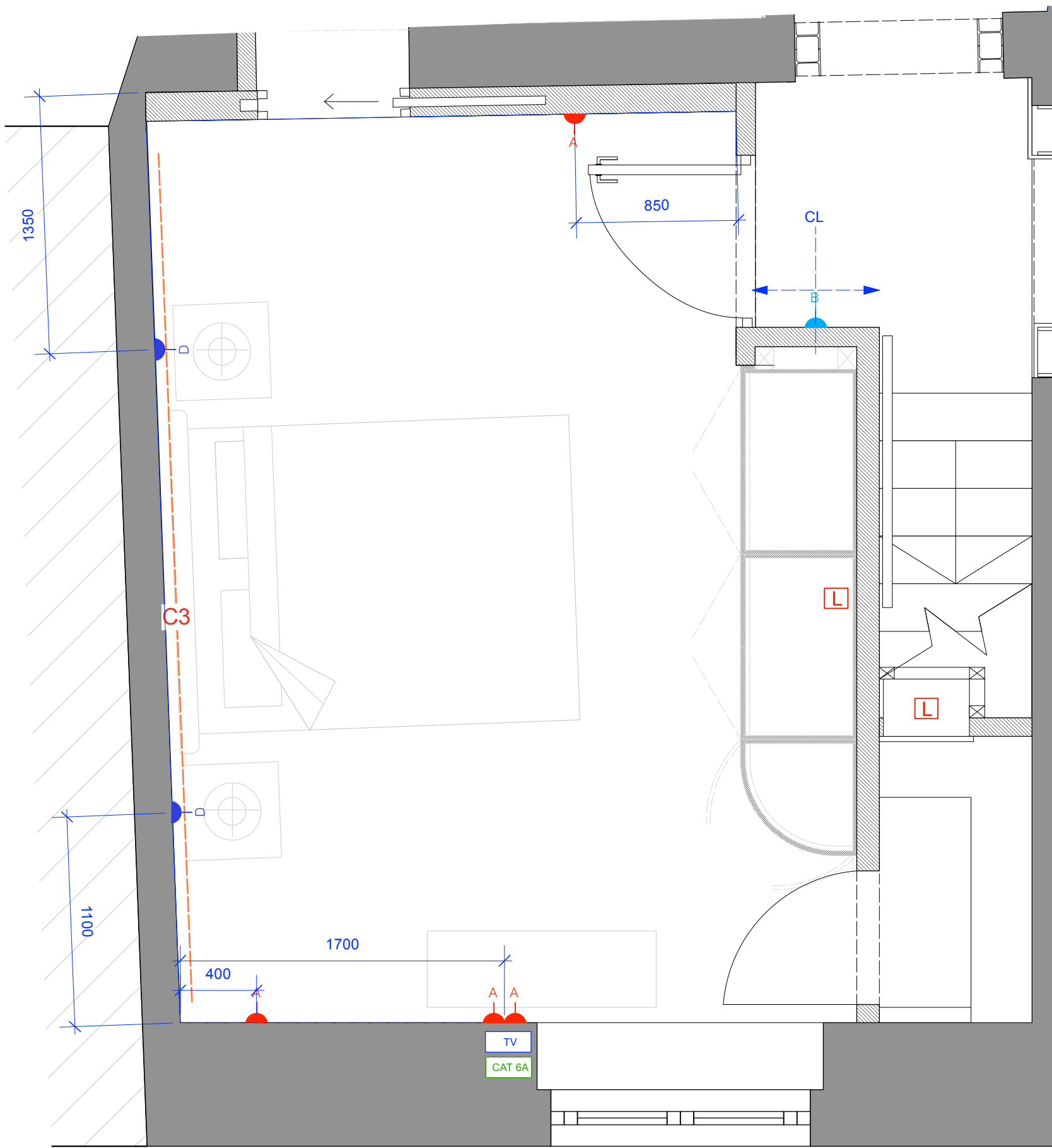
2 Plan 1:25

A	PRESA DOPPIA BIPASSO 10/16A		INTERUTTORI DI ISOLAMENTO PER PRESE NON ACCESSIBILI
B	PRESA SINGOLA BIPASSO 10/16A		Alimentazione per Luce LED
C	PRESA SINGOLA BIPASSO 10/16A CON USB		
D	PRESA DOPPIA BIPASSO 10/16A CON USB		
E	PRESA SCHUKO (Con interruttore di isolamento dove la presa è accessibile)		
F	PRESA SINGOLA TIPO C 10A		
G	PRESA SINGOLA PER ESTERNO PROTEZIONE IP		

PRIVATE & CONFIDENTIAL

DESIGN INTENT ONLY NOT FOR CONSTRUCTION		salvatore fabio	
copyright@salvatorfabio Ltd			
Client:		D'angelone - Marino	
PROJECT:		Piazza Pergolesi 7	
DRAWING NAME:			
Small power plan Kitchen - Corridor			
SCALE:	DATE:	DRG BY:	
1:25@ A3	03.10.2023	SFL	
DRAWING NO.:		REV:	
		A	

- General Notes:
- It is the contractors responsibility to ensure that design principles, calculations, drawings and final construction must conform to the current building regulations, the cdm regulations, the relevent british or european codes of practice as appropriate.
 - Contractor must verify all site dimensions, drawings, details and specifications and report any discrepancies to client and/or designer before proceeding with any work
 - All requested drawings showing fixings and construction details are required to be approved by client and/or designer prior to commencement of work
 - All specified items are to be installed in accordance with the manufacturers recommendations
 - Any dimensions are to be taken from the setting out plan only and are not to be scaled from the the drawings
 - The contractor is to check and appraise all design shop fitting and construction details and offer alternatives to client and/or designer for approval
 - This drawing is to be read in conjunction with the other relevant, specification clauses,existing and consultants drawings (if applicable)
 - Dimensions indicated are for design intent and pricing purposes only. All discrepancies to discussed/agreed with designer prior to construction

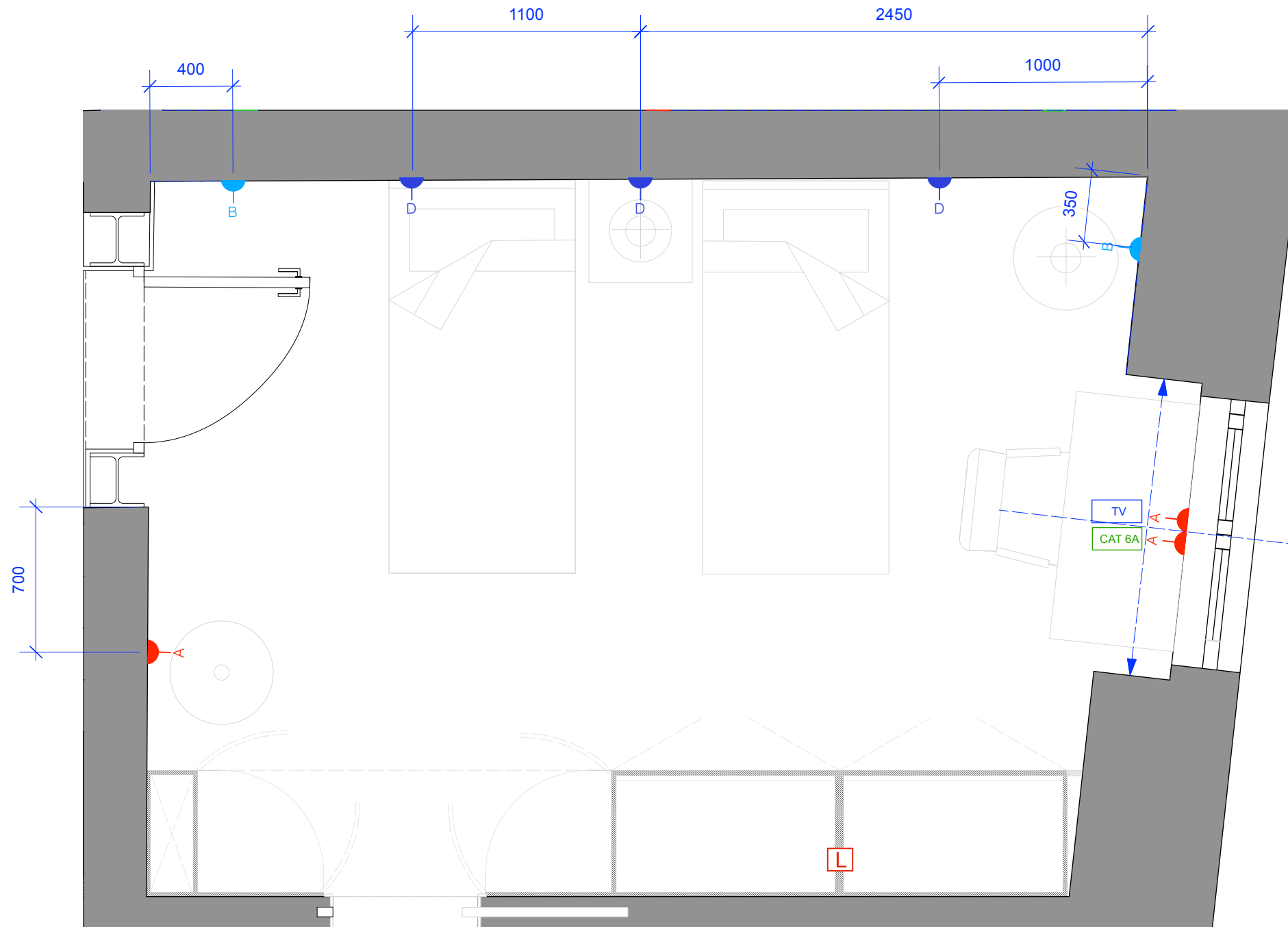


1 Plan
1:25

PRIVATE & CONFIDENTIAL

	PRESA DOPPIA BIPASSO 10/16A		INTERUTTORI DI ISOLAMENTO PER PRESE NON ACCESSIBILI
	PRESA SINGOLA BIPASSO 10/16A		Alimentazione per Luce LED
	PRESA SINGOLA BIPASSO 10/16A CON USB		
	PRESA DOPPIA BIPASSO 10/16A CON USB		
	PRESA SCHUKO (Con interruttore di isolamento dove la presa è accessibile)		
	PRESA SINGOLA TIPO C 10A		
	PRESA SINGOLA PER ESTERNO PROTEZIONE IP		

DESIGN INTENT ONLY NOT FOR CONSTRUCTION		salvatore fabio <small>copyright@salvatorfabio Ltd</small>	
General Notes: 1. It is the contractors responsibility to ensure that design principles, calculations, drawings and final construction must conform to the current building regulations, the cdm regulations, the relevent british or european codes of practice as appropriate. 2. Contractor must verify all site dimensions, drawings, details and specifications and report any discrepancies to client and/or designer before proceeding with any work 3. All requested drawings showing fixings and construction details are required to be approved by client and/or designer prior to commencement of work 4. All specified items are to be installed in accordance with the manufacturers recommendations 5. Any dimensions are to be taken from the setting out plan only and are not to be scaled from the the drawings 6. The contractor is to check and appraise all design shop fitting and construction details and offer alternatives to client and/or designer for approval 7. This drawing is to be read in conjunction with the other relevant, specification clauses,existing and consultants drawings (if applicable) 8. Dimensions indicated are for design intent and pricing purposes only. All discrepancies to discussed/agreed with designer prior to construction		Client: D'angelone - Marino PROJECT: Piazza Pergolesi 7 DRAWING NAME: Small power plan Master bedroom	
SCALE: 1:25@ A3	DATE: 03.10.2023	DRG BY: SFL	
DRAWING NO:		REV: A	

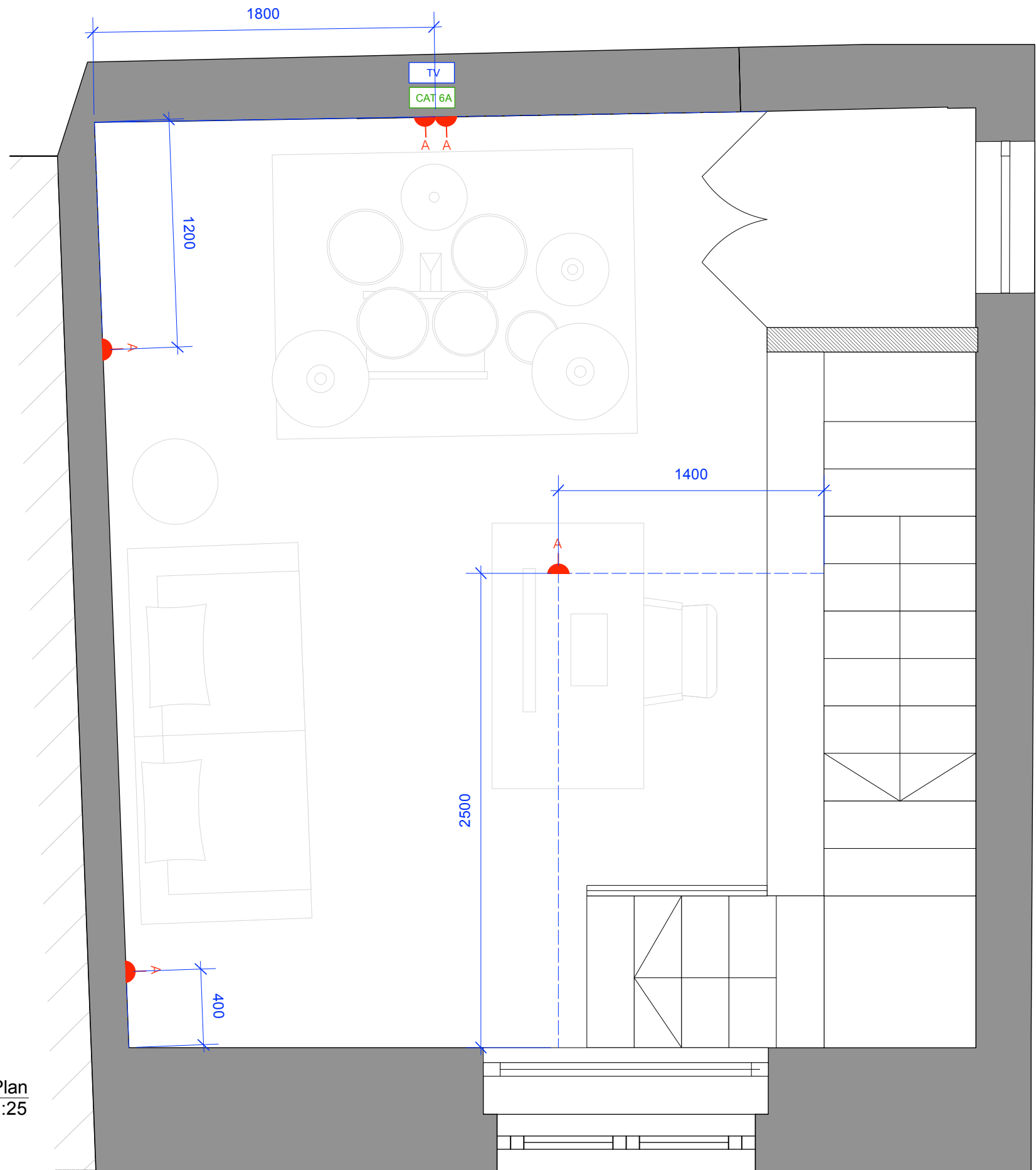


A	PRESA DOPPIA BIPASSO 10/16A		INTERUTTORI DI ISOLAMENTO PER PRESE NON ACCESSIBILI
B	PRESA SINGOLA BIPASSO 10/16A		Alimentazione per Luce LED
C	PRESA SINGOLA BIPASSO 10/16A CON USB		
D	PRESA DOPPIA BIPASSO 10/16A CON USB		
E	PRESA SCHUKO (Con interruttore di isolamento dove la presa è accessibile)		
F	PRESA SINGOLA TIPO C 10A		
G	PRESA SINGOLA PER ESTERNO PROTEZIONE IP		

1 Plan
1:25

PRIVATE & CONFIDENTIAL

DESIGN INTENT ONLY NOT FOR CONSTRUCTION		salvatore fabio <small>copyright@salvatorfabio Ltd</small>							
<p>General Notes:</p> <ol style="list-style-type: none"> It is the contractors responsibility to ensure that design principles, calculations, drawings and final construction must conform to the current building regulations, the cdm regulations, the relevant british or european codes of practice as appropriate. Contractor must verify all site dimensions, drawings, details and specifications and report any discrepancies to client and/or designer before proceeding with any work All requested drawings showing fixings and construction details are required to be approved by client and/or designer prior to commencement of work All specified items are to be installed in accordance with the manufacturers recommendations Any dimensions are to be taken from the setting out plan only and are not to be scaled from the the drawings The contractor is to check and appraise all design shop fitting and construction details and offer alternatives to client and/or designer for approval This drawing is to be read in conjunction with the other relevant, specification clauses, existing and consultants drawings (if applicable) Dimensions indicated are for design intent and pricing purposes only. All discrepancies to discussed/agreed with designer prior to construction 		<p>Client: D'angelone - Marino</p> <p>PROJECT: Piazza Pergolesi 7</p> <p>DRAWING NAME: Small power plan Kids bedroom</p> <table border="1"> <tr> <td>SCALE: 1:25@ A3</td> <td>DATE: 03.10.2023</td> <td>DWG BY: SFL</td> </tr> <tr> <td colspan="2">DRAWING NO.:</td> <td>REV: A</td> </tr> </table>		SCALE: 1:25@ A3	DATE: 03.10.2023	DWG BY: SFL	DRAWING NO.:		REV: A
SCALE: 1:25@ A3	DATE: 03.10.2023	DWG BY: SFL							
DRAWING NO.:		REV: A							



1 Plan 1:25

PRIVATE & CONFIDENTIAL

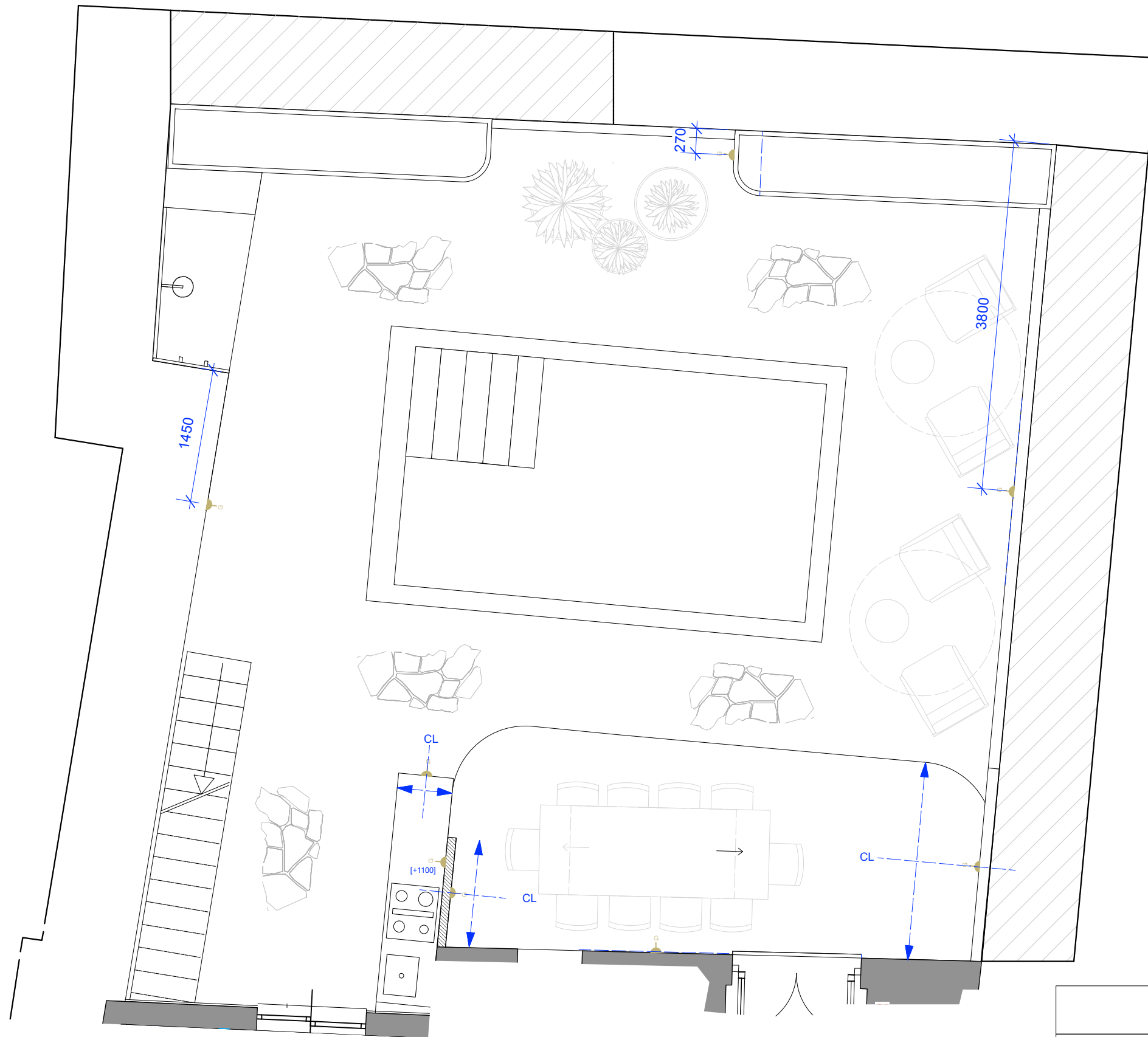
	PRESA DOPPIA BIPASSO 10/16A		INTERUTTORI DI ISOLAMENTO PER PRESE NON ACCESSIBILI
	PRESA SINGOLA BIPASSO 10/16A		Alimentazione per Luce LED
	PRESA SINGOLA BIPASSO 10/16A CON USB		
	PRESA DOPPIA BIPASSO 10/16A CON USB		
	PRESA SCHUKO (Con interruttore di isolamento dove la presa è accessibile)		
	PRESA SINGOLA TIPO C 10A		
	PRESA SINGOLA PER ESTERNO PROTEZIONE IP		

DESIGN INTENT ONLY
NOT FOR CONSTRUCTION

salvatore fabio |
copyright@salvatorefabio Ltd

- General Notes:**
- It is the contractors responsibility to ensure that design principles, calculations, drawings and final construction must conform to the current building regulations, the cdm regulations, the relevant british or european codes of practice as appropriate.
 - Contractor must verify all site dimensions, drawings, details and specifications and report any discrepancies to client and/or designer before proceeding with any work
 - All requested drawings showing fixings and construction details are required to be approved by client and/or designer prior to commencement of work
 - All specified items are to be installed in accordance with the manufacturers recommendations
 - Any dimensions are to be taken from the setting out plan only and are not to be scaled from the drawings
 - The contractor is to check and appraise all design shop fitting and construction details and offer alternatives to client and/or designer for approval
 - This drawing is to be read in conjunction with the other relevant, specification clauses, existing and consultants drawings (if applicable)
 - Dimensions indicated are for design intent and pricing purposes only. All discrepancies to be discussed/agreed with designer prior to construction

Client: D'angelone - Marino		
PROJECT: Piazza Pergolesi 7		
DRAWING NAME: Small power plan Mezzanine		
SCALE: 1:25@ A3	DATE: 03.10.2023	DRG BY: SFL
DRAWING NO:		REV: A



A	PRESA DOPPIA BIPASSO 10/16A		INTERUTTORI DI ISOLAMENTO PER PRESE NON ACCESSIBILI
B	PRESA SINGOLA BIPASSO 10/16A		Alimentazione per Luce LED
C	PRESA SINGOLA BIPASSO 10/16A CON USB		
D	PRESA DOPPIA BIPASSO 10/16A CON USB		
E	PRESA SCHUKO (Con interruttore di isolamento dove la presa è accessibile)		
F	PRESA SINGOLA TIPO C 10A		
G	PRESA SINGOLA PER ESTERNO PROTEZIONE IP		

DESIGN INTENT ONLY
NOT FOR CONSTRUCTION

salvatore fabio |
copyright © salvatorefabio Ltd

General Notes:

1. It is the contractors responsibility to ensure that design principles, calculations, drawings and final construction must conform to the current building regulations, the cdm regulations, the relevent british or european codes of practice as appropriate.
2. Contractor must verify all site dimensions, drawings, details and specifications and report any discrepancies to client and/or designer before proceeding with any work
3. All requested drawings showing fixings and construction details are required to be approved by client and/or designer prior to commencement of work
4. All specified items are to be installed in accordance with the manufacturers recommendations
5. Any dimensions are to be taken from the setting out plan only and are not to be scaled from the the drawings
6. The contractor is to check and appraise all design shop fitting and construction details and offer alternatives to client and/or designer for approval
7. This drawing is to be read in conjunction with the other relevant, specification clauses, existing and consultants drawings (if applicable)
8. Dimensions indicated are for design intent and pricing purposes only. All discrepancies to discussed/agreed with designer prior to construction

Client: D'angelone - Marino		
PROJECT: Piazza Pergolesi 7		
DRAWING NAME: Lighting Plan Mezzanine		
SCALE: 1:25@ A3	DATE: 03.10.2023	DRG BY: SFL
DRAWING NO.:		REV: A

1 Plan
1:50